



TWO-POST LIFT MARKET

- Europe and UK Outlook and Forecast 2023-2029

SUMMARY

This report aims to provide a comprehensive presentation of the Europe and UK market for Two-Post Lift, with both quantitative and qualitative analysis, to help readers develop business/growth strategies, assess the market competitive situation, analyze their position in the current marketplace, and make informed business decisions regarding Two-Post Lift. This report contains market size and forecasts of Two-Post Lift in Europe and UK, including the following market information:

Europe and UK Two-Post Lift market revenue, 2018-2023, 2024-2029, (\$ millions)

Europe and UK Two-Post Lift market sales, 2018-2023, 2024-2029, (Units)

Europe and UK top five Two-Post Lift companies in 2022 (%)

The Europe and UK Two-Post Lift market was valued at 131.93 million in 2022 and is projected to reach US\$ 166.26 million by 2029, at a CAGR of 3.16% during the forecast period. The influence of COVID-19 and the Russia-Ukraine War were considered while estimating market sizes.

The key manufacturers of Two-Post Lift in Europe and UK include Vehicle Service Group, Nussbaum (Steril Group), BendPak, MAHA and Cascos Lifts, etc. In 2022, the Europe and UK top five players had a share approximately 64.06% in terms of revenue.

MARKET MONITOR GLOBAL, INC (MMG) has surveyed the Two-Post Lift manufacturers, suppliers, distributors, and industry experts on this industry, involving the sales, revenue, demand, price change, product type, recent development and plan, industry trends, drivers, challenges, obstacles, and potential risks

Total Market by Segment:

Europe and UK Two-Post Lift market, by Type, 2018-2023, 2024-2029 (\$ millions) & (Units)

Europe and UK Two-Post Lift market segment percentages, by Type, 2022 (%)

- ≤3.5 t
- 3.5-4.5 t
- 4.5-6.5 t
- >6.5 t

Europe and UK Two-Post Lift market, by Application, 2018-2023, 2024-2029 (\$ Millions) & (Units)

Europe and UK Two-Post Lift market segment percentages, by Application, 2022 (%)

- Automotive Repair Shops
- 4S Shop

- Others

Europe and UK Two-Post Lift market, by country, 2018-2023, 2024-2029 (\$ millions) & (Units)

Europe and UK Two-Post Lift market segment percentages, by country, 2022 (%)

- Germany
- France
- United Kingdom
- Italy
- Spain
- Rest of Europe

Competitor Analysis

The report also provides analysis of leading market participants including:

Key companies Two-Post Lift revenues in Europe and UK market, 2018-2023 (estimated), (\$ millions)

Key companies Two-Post Lift revenues share in Europe and UK market, 2022 (%)

Key companies Two-Post Lift sales in Europe and UK market, 2018-2023 (estimated), (Units)

Key companies Two-Post Lift sales share in Europe and UK market, 2022 (%)

Further, the report presents profiles of competitors in the market, key players include:

- Vehicle Service Group
- Nussbaum (Steril Group)
- BendPak
- MAHA
- Cascos Lifts
- Twin Busch GmbH
- Velyen
- EAE Automotive Equipment Company
- Consul Werkstattausrüstung GmbH
- Automotech
- LAUNCH Europe GmbH
- Boston Garage Equipment
- Totalkare Ltd

Outline of Major Chapters:

Chapter 1: Introduces the definition of Two-Post Lift, market overview.

Chapter 2: Europe and UK Two-Post Lift market size in revenue and volume.

Chapter 3: Detailed analysis of Two-Post Lift manufacturers competitive landscape, price, sales and revenue market share, latest development plan, merger, and acquisition information, etc.

Chapter 3: Sales, revenue of Two-Post Lift by country. It provides a quantitative analysis of the market size and development potential of each country in the next six years.

Chapter 4: Provides the analysis of various market segments by Type, covering the market size and development potential of each market segment, to help readers find the blue ocean market in different market segments.

Chapter 5: Provides the analysis of various market segments by Application, covering the market size and development potential of each market segment, to help readers find the blue ocean market in different downstream markets.

Chapter 6: Sales of Two-Post Lift in country level. It provides a quantitative analysis of the market size and development potential of each country and its main countries and introduces the market development, future development prospects, market space of each country in the Europe and UK.

Chapter 7: Provides profiles of key players, introducing the basic situation of the main companies in the market in detail, including product sales, revenue, price, gross margin, product introduction, recent development, etc.

Chapter 8: Europe and UK Two-Post Lift capacity by country.

Chapter 9: Introduces the market dynamics, latest developments of the market, the driving factors and restrictive factors of the market, the challenges and risks faced by manufacturers in the industry, and the analysis of relevant policies in the industry.

Chapter 10: Analysis of industrial chain, including the upstream and downstream of the industry.

Chapter 11: The main points and conclusions of the report.

TABLE OF CONTENTS

1 Introduction to Research & Analysis Reports	1
1.1 Two-Post Lift Market Definition.....	1
1.1.1 Segment by Type	2
1.1.2 Segment by Application	2
1.2 Europe and UK Two-Post Lift Market Overview	3
1.3 Features & Benefits of This Report	3
1.4 Methodology & Sources of Information	5
1.4.1 Research Methodology	5
1.4.2 Research Process	6
1.4.3 Base Year	7
1.4.4 Report Assumptions & Caveats	8
2 Europe and UK Two-Post Lift Overall Market Size	10
2.1 Europe and UK Two-Post Lift Market Size: 2018 - 2029	10
2.2 Europe and UK Two-Post Lift Sales: 2018-2029	11
3 Company Landscape	12
3.1 Top Two-Post Lift Players in Europe and UK market.....	12
3.2 Top Europe and UK Two-Post Lift Companies Ranked by Revenue	12
3.3 Europe and UK Two-Post Lift Revenue by Company	13
3.4 Europe and UK Two-Post Lift Sales by Company	14
3.5 Europe and UK Two-Post Lift Price by Manufacturer (2018-2023)	16
3.6 Top 3 and Top 5 Two-Post Lift Companies in Europe and UK market, by Revenue in 2022	17
3.7 Europe and UK Manufacturers Two-Post Lift Product Type.....	17
4 Sights by Product.....	19
4.1 Overview	19
4.1.1 Segment by Type - Europe and UK Two-Post Lift Market Size Markets, 2022 & 2029	19
4.1.2 ≤3.5 t	20
4.1.3 3.5-4.5 t	21
4.1.4 4.5-6.5 t	21
4.1.5 >6.5 t	22

4.2 Segment by Type - Europe and UK Two-Post Lift Revenue & Forecasts	23
4.2.1 Segment by Type - Europe and UK Two-Post Lift Revenue, 2018-2023	23
4.2.2 Segment by Type - Europe and UK Two-Post Lift Revenue, 2024-2029	24
4.2.3 Segment by Type - Europe and UK Two-Post Lift Revenue Market Share, 2018-2029	24
4.3 Segment by Type - Europe and UK Two-Post Lift Sales & Forecasts	25
4.3.1 Segment by Type - Europe and UK Two-Post Lift Sales, 2018-2023	25
4.3.2 Segment by Type - Europe and UK Two-Post Lift Sales, 2024-2029	25
4.3.3 Segment by Type - Europe and UK Two-Post Lift Sales Market Share, 2018-2029	26
4.4 Segment by Type - Europe and UK Two-Post Lift Price (Manufacturers Selling Prices), 2018-2029	26
5 Sights by Application	27
5.1 Overview	27
5.1.1 Segment by Application - Europe and UK Two-Post Lift Market Size, 2022 & 2029	27
5.1.2 Automotive Repair Shops	28
5.1.3 4S Shop	28
5.1.4 Others	29
5.2 Segment by Application - Europe and UK Two-Post Lift Revenue & Forecasts.....	29
5.2.1 Segment by Application - Europe and UK Two-Post Lift Revenue, 2018-2023	29
5.2.2 Segment by Application - Europe and UK Two-Post Lift Revenue, 2024-2029	30
5.2.3 Segment by Application - Europe and UK Two-Post Lift Revenue Market Share, 2018-2029	30
5.3 Segment by Application - Europe and UK Two-Post Lift Sales & Forecasts	31
5.3.1 Segment by Application - Europe and UK Two-Post Lift Sales, 2018-2023	31
5.3.2 Segment by Application - Europe and UK Two-Post Lift Sales, 2024-2029	31
5.3.3 Segment by Application - Europe and UK Two-Post Lift Sales Market Share, 2018-2029	32
5.4 Segment by Application - Europe and UK Two-Post Lift Price (Manufacturers Selling Prices), 2018-2029	32
6 Sights by Country	33
6.1 By Country - Europe and UK Two-Post Lift Market Size, 2022 & 2029.....	33
6.2 By Country - Europe and UK Two-Post Lift Revenue & Forecasts.....	33
6.2.1 By Country - Europe and UK Two-Post Lift Revenue, 2018-2023	33
6.2.2 By Country - Europe and UK Two-Post Lift Revenue, 2024-2029	34
6.2.3 By Country - Europe and UK Two-Post Lift Revenue Market Share, 2018-2029	34
6.3 By Country - Europe and UK Two-Post Lift Sales & Forecasts.....	35
6.3.1 By Country - Europe and UK Two-Post Lift Sales, 2018-2023	35
6.3.2 By Country - Europe and UK Two-Post Lift Sales, 2024-2029	35

6.3.3 By Country - Europe and UK Two-Post Lift Sales Market Share, 2018-2029	36
7 Manufacturers & Brands Profiles.....	37
7.1 Vehicle Service Group	37
7.1.1 Vehicle Service Group Company Summary	37
7.1.2 Vehicle Service Group Business Overview	37
7.1.3 Vehicle Service Group Two-Post Lift Major Product Offerings	38
7.1.4 Vehicle Service Group in Europe and UK: Two-Post Lift Sales and Revenue in Global (2018-2023)	39
7.1.5 Vehicle Service Group Key News & Latest Developments	39
7.2 Nussbaum (Stertil Group)	40
7.2.1 Nussbaum (Stertil Group) Company Summary	40
7.2.2 Nussbaum (Stertil Group) Business Overview	40
7.2.3 Nussbaum (Stertil Group) Two-Post Lift Major Product Offerings	41
7.2.4 Nussbaum (Stertil Group) in Europe and UK: Two-Post Lift Sales and Revenue in Global (2018-2023)	42
7.2.5 Nussbaum (Stertil Group) Key News & Latest Developments	43
7.3 BendPak	43
7.3.1 BendPak Company Summary	43
7.3.2 BendPak Business Overview	44
7.3.3 BendPak Two-Post Lift Major Product Offerings	44
7.3.4 BendPak in Europe and UK: Two-Post Lift Sales and Revenue in Global (2018-2023)	46
7.3.5 BendPak Key News & Latest Developments	47
7.4 MAHA	47
7.4.1 MAHA Company Summary	47
7.4.2 MAHA Business Overview	48
7.4.3 MAHA Two-Post Lift Major Product Offerings	48
7.4.4 MAHA in Europe and UK: Two-Post Lift Sales and Revenue in Global (2018-2023)	51
7.4.5 MAHA Key News & Latest Developments	52
7.5 Cascos Lifts	52
7.5.1 Cascos Lifts Company Summary	52
7.5.2 Cascos Lifts Business Overview	53
7.5.3 Cascos Lifts Two-Post Lift Major Product Offerings	53
7.5.4 Cascos Lifts in Europe and UK: Two-Post Lift Sales and Revenue in Global (2018-2023)	55
7.6 TWIN BUSCH Germany	55
7.6.1 TWIN BUSCH Germany Company Summary	55
7.6.2 TWIN BUSCH Germany Business Overview	56

7.6.3 TWIN BUSCH Germany Two-Post Lift Major Product Offerings	56
7.6.4 TWIN BUSCH Germany in Europe and UK: Two-Post Lift Sales and Revenue in Global (2018-2023)	57
7.6.5 TWIN BUSCH Germany Key News & Latest Developments	57
7.7 Velyen.....	57
7.7.1 Velyen Company Summary	57
7.7.2 Velyen Business Overview	58
7.7.3 Velyen Two-Post Lift Major Product Offerings	58
7.7.4 Velyen in Europe and UK: Two-Post Lift Sales and Revenue in Global (2018-2023)	59
7.8 EAE.....	59
7.8.1 EAE Company Summary	59
7.8.2 EAE Business Overview	60
7.8.3 EAE Two-Post Lift Major Product Offerings	60
7.8.4 EAE in Europe and UK: Two-Post Lift Sales and Revenue in Global (2018-2023)	63
7.8.5 EAE Key News & Latest Developments	64
7.9 Consul Werkstattausrüstung GmbH.....	64
7.9.1 Consul Werkstattausrüstung GmbH Company Summary	64
7.9.2 Consul Werkstattausrüstung GmbH Business Overview	65
7.9.3 Consul Werkstattausrüstung GmbH Two-Post Lift Major Product Offerings	65
7.9.4 Consul Werkstattausrüstung GmbH in Europe and UK: Two-Post Lift Sales and Revenue in Global (2018-2023)	66
7.9.5 Consul Werkstattausrüstung GmbH Key News & Latest Developments	66
7.10 Automotech.....	67
7.10.1 Automotech Company Summary	67
7.10.2 Automotech Business Overview	67
7.10.3 Automotech Two-Post Lift Major Product Offerings	68
7.10.4 Automotech in Europe and UK: Two-Post Lift Sales and Revenue in Global (2018-2023)	69
7.11 LAUNCH Europe GmbH	69
7.11.1 LAUNCH Europe GmbH Company Summary	69
7.11.2 LAUNCH Europe GmbH Business Overview	70
7.11.3 LAUNCH Europe GmbH Two-Post Lift Major Product Offerings	70
7.11.4 LAUNCH Europe GmbH in Europe and UK: Two-Post Lift Sales and Revenue in Global (2018-2023)	72
7.12 Boston Garage Equipment.....	72
7.12.1 Boston Garage Equipment Company Summary	72
7.12.2 Boston Garage Equipment Business Overview	73

7.12.3 Boston Garage Equipment Two-Post Lift Major Product Offerings	73
7.12.4 Boston Garage Equipment in Europe and UK: Two-Post Lift Sales and Revenue in Global (2018-2023)	74
7.12.5 Boston Garage Equipment Key News & Latest Developments	74
7.13 Totalkare Ltd	75
7.13.1 Totalkare Ltd Company Summary	75
7.13.2 Totalkare Ltd Business Overview	75
7.13.3 Totalkare Ltd Two-Post Lift Major Product Offerings	75
7.13.4 Totalkare Ltd in Europe and UK: Two-Post Lift Sales and Revenue in Global (2018-2023)	77
7.13.5 Totalkare Ltd Key News & Latest Developments	77
8 Europe and UK Two-Post Lift Production Capacity, Analysis	78
8.1 Europe and UK Two-Post Lift Production Capacity, 2018-2029	78
8.2 Two-Post Lift Production Capacity of Key Manufacturers in Europe and UK market	78
9 Key Market Trends, Opportunity, Drivers and Restraints	80
9.1 Market Opportunities & Trends	80
9.2 Market Drivers	80
9.3 Market Restraints	81
10 Two-Post Lift Supply Chain Analysis	82
10.1 Two-Post Lift Industry Value Chain	82
10.2 Two-Post Lift Upstream Market	83
10.3 Two-Post Lift Downstream and Clients	84
10.4 Marketing Channels Analysis	85
10.4.1 Marketing Channels	85
10.4.2 Two-Post Lift Distributors and Sales Agents in Global	85
11 Conclusion	86
12 Appendix	87
12.1 Note	87
12.2 Examples of Clients	88
12.3 Disclaimer	88

LIST OF TABLES

Table 1. Key Players of Two-Post Lift in Europe and UK market.....	12
Table 2. Top Two-Post Lift Players in Europe and UK market, Ranking by Revenue (2022).....	12
Table 3. Europe and UK Two-Post Lift Revenue by Company, (US\$, Mn), 2018-2023.....	13
Table 4. Europe and UK Two-Post Lift Revenue Share by Company, 2018-2023	14
Table 5. Europe and UK Two-Post Lift Sales by Company, (Units), 2018-2023	14
Table 6. Europe and UK Two-Post Lift Sales Share by Company, 2018-2023.....	15
Table 7. Key Manufacturers Two-Post Lift Price (2018-2023) & (US\$/Unit).....	16
Table 8. Europe and UK Manufacturers Two-Post Lift Product Type	18
Table 9. Segment by Type – Europe and UK Two-Post Lift Revenue, (US\$, Mn), 2022 & 2029	19
Table 10. Segment by Type - Europe and UK Two-Post Lift Revenue (US\$, Mn), 2018-2023	23
Table 11. Segment by Type - Europe and UK Two-Post Lift Revenue (US\$, Mn), 2024-2029	24
Table 12. Segment by Type - Europe and UK Two-Post Lift Sales (Units), 2018-2023	25
Table 13. Segment by Type - Europe and UK Two-Post Lift Sales (Units), 2024-2029	25
Table 14. Segment by Application – Europe and UK Two-Post Lift Revenue, (US\$, Mn), 2022 & 2029.....	27
Table 15. Segment by Application - Europe and UK Two-Post Lift Revenue, (US\$, Mn), 2018-2023	29
Table 16. Segment by Application - Europe and UK Two-Post Lift Revenue, (US\$, Mn), 2024-2029	30
Table 17. Segment by Application - Europe and UK Two-Post Lift Sales, (Units), 2018-2023	31
Table 18. Segment by Application - Europe and UK Two-Post Lift Sales, (Units), 2024-2029	31
Table 19. By Country – Europe and UK Two-Post Lift Revenue, (US\$, Mn), 2022-2029	33
Table 20. By Country - Europe and UK Two-Post Lift Revenue, (US\$, Mn), 2018-2023	33
Table 21. By Country - Europe and UK Two-Post Lift Revenue, (US\$, Mn), 2024-2029	34
Table 22. By Country - Europe and UK Two-Post Lift Sales, (Units), 2018-2023	35
Table 23. By Country - Europe and UK Two-Post Lift Sales, (Units), 2024-2029	35
Table 24. Vehicle Service Group Company Summary.....	37
Table 25. Vehicle Service Group Two-Post Lift Product Offerings.....	38
Table 26. Vehicle Service Group Two-Post Lift Sales (Units), Revenue (US\$, Mn) and Average Price (US\$/Unit) & (2018-2023)	39
Table 27. Vehicle Service Group Key News & Latest Developments.....	39
Table 28. Nussbaum (Steril Group) Company Summary	40
Table 29. Nussbaum (Steril Group) Two-Post Lift Product Offerings	41
Table 30. Nussbaum (Steril Group) Two-Post Lift Sales (Units), Revenue (US\$, Mn) and Average Price (US\$/Unit) & (2018-2023)	42
Table 31. Nussbaum (Steril Group) Key News & Latest Developments	43

Table 32. BendPak Company Summary.....	43
Table 33. BendPak Two-Post Lift Product Offerings.....	44
Table 34. BendPak Two-Post Lift Sales (Units), Revenue (US\$, Mn) and Average Price (US\$/Unit) & (2018-2023)	46
Table 35. BendPak Key News & Latest Developments.....	47
Table 36. MAHA Company Summary.....	47
Table 37. MAHA Two-Post Lift Product Offerings.....	48
Table 38. MAHA Two-Post Lift Sales (Units), Revenue (US\$, Mn) and Average Price (US\$/Unit) & (2018-2023).....	51
Table 39. MAHA Key News & Latest Developments.....	52
Table 40. Cascos Lifts Company Summary.....	52
Table 41. Cascos Lifts Two-Post Lift Product Offerings.....	53
Table 42. Cascos Lifts Two-Post Lift Sales (Units), Revenue (US\$, Mn) and Average Price (US\$/Unit) & (2018-2023)	55
Table 43. TWIN BUSCH Germany Company Summary.....	55
Table 44. TWIN BUSCH Germany Two-Post Lift Product Offerings.....	56
Table 45. TWIN BUSCH Germany Two-Post Lift Sales (Units), Revenue (US\$, Mn) and Average Price (US\$/Unit) & (2018-2023)	57
Table 46. TWIN BUSCH Germany Key News & Latest Developments.....	57
Table 47. Velyen Company Summary	57
Table 48. Velyen Two-Post Lift Product Offerings	58
Table 49. Velyen Two-Post Lift Sales (Units), Revenue (US\$, Mn) and Average Price (US\$/Unit) & (2018-2023).....	59
Table 50. EAE Company Summary	59
Table 51. EAE Two-Post Lift Product Offerings	60
Table 52. EAE Two-Post Lift Sales (Units), Revenue (US\$, Mn) and Average Price (US\$/Unit) & (2018-2023).....	63
Table 53. EAE Key News & Latest Developments.....	64
Table 54. Consul Werkstattausrüstung GmbH Company Summary	64
Table 55. Consul Werkstattausrüstung GmbH Two-Post Lift Product Offerings	65
Table 56. Consul Werkstattausrüstung GmbH Two-Post Lift Sales (Units), Revenue (US\$, Mn) and Average Price (US\$/Unit) & (2018-2023).....	66
Table 57. Consul Werkstattausrüstung GmbH Key News & Latest Developments	66
Table 58. Automotech Company Summary.....	67
Table 59. Automotech Two-Post Lift Product Offerings.....	68
Table 60. Automotech Two-Post Lift Sales (Units), Revenue (US\$, Mn) and Average Price (US\$/Unit) & (2018- 2023).....	69
Table 61. LAUNCH Europe GmbH Company Summary	69
Table 62. LAUNCH Europe GmbH Two-Post Lift Product Offerings.....	70
Table 63. LAUNCH Europe GmbH Two-Post Lift Sales (Units), Revenue (US\$, Mn) and Average Price (US\$/Unit) &	

(2018-2023)	72
Table 64. Boston Garage Equipment Company Summary.....	72
Table 65. Boston Garage Equipment Two-Post Lift Product Offerings.....	73
Table 66. Boston Garage Equipment Two-Post Lift Sales (Units), Revenue (US\$, Mn) and Average Price (US\$/Unit) & (2018-2023)	74
Table 67. Boston Garage Equipment Key News & Latest Developments.....	74
Table 68. Totalkare Ltd Company Summary	75
Table 69. Totalkare Ltd Two-Post Lift Product Offerings	75
Table 70. Totalkare Ltd Two-Post Lift Sales (Units), Revenue (US\$, Mn) and Average Price (US\$/Unit) & (2018-2023).....	77
Table 71. Totalkare Ltd Key News & Latest Developments	77
Table 72. Two-Post Lift Capacity of Key Manufacturers in Europe and UK market, 2021-2023 (Units)	78
Table 73. Europe and UK Two-Post Lift Capacity Market Share of Key Manufacturers, 2021-2023	79
Table 74. Two-Post Lift Market Opportunities & Trends in Europe and UK market.....	80
Table 75. Two-Post Lift Market Drivers in Europe and UK market.....	80
Table 76. Two-Post Lift Market Restraints in Europe and UK market.....	81
Table 77. Two-Post Lift Raw Materials	83
Table 78. Two-Post Lift Raw Materials Suppliers in Europe and UK market.....	84
Table 79. Typical Two-Post Lift Downstream.....	84
Table 80. Two-Post Lift Downstream Clients in Europe and UK market.....	84
Table 81. Two-Post Lift Distributors and Sales Agents in Europe and UK market.....	85

LIST OF FIGURES

Figure 1. Two-Post Lift Picture.....	1
Figure 2. Europe and UK Two-Post Lift Segment by Type in 2022	2
Figure 3. Europe and UK Two-Post Lift Segment by Application in 2022.....	2
Figure 4. Europe and UK Two-Post Lift Market Overview: 2022.....	3
Figure 5. Key Caveats.....	8
Figure 6. Europe and UK Two-Post Lift Market Size: 2018 - 2029 (US\$, Mn)	10
Figure 7. Two-Post Lift Sales in Europe and UK market: 2018-2029 (Units).....	11
Figure 8. The Top 3 and 5 Players Market Share by Two-Post Lift Revenue in 2022.....	17
Figure 9. Segment by Type – Europe and UK Two-Post Lift Revenue, (US\$, Mn), 2018 - 2029.....	20
Figure 10. ≤3.5 t.....	20
Figure 11. 3.5-4.5 t.....	21
Figure 12. 4.5-6.5 t.....	22
Figure 13. >6.5 t.....	23
Figure 14. Segment by Type - Europe and UK Two-Post Lift Revenue Market Share, 2018-2029.....	24
Figure 15. Segment by Type - Europe and UK Two-Post Lift Sales Market Share, 2018-2029.....	26
Figure 16. Segment by Type - Europe and UK Two-Post Lift Price (US\$/Unit), 2018-2029.....	26
Figure 17. Segment by Application – Europe and UK Two-Post Lift Revenue, (US\$, Mn), 2018 - 2029	27
Figure 18. Automotive Repair Shops Picture	28
Figure 19. 4S Shop Picture	28
Figure 20. Private Garages Picture	29
Figure 21. Segment by Application - Europe and UK Two-Post Lift Revenue Market Share, 2018-2029.....	30
Figure 22. Segment by Application - Europe and UK Two-Post Lift Sales Market Share, 2018-2029	32
Figure 23. Segment by Application -Europe and UK Two-Post Lift Price (US\$/Unit), 2018-2029	32
Figure 24. By Country - Europe and UK Two-Post Lift Revenue Market Share, 2018 - 2029.....	34
Figure 25. By Country - Europe and UK Two-Post Lift Sales Market Share, 2018-2029	36
Figure 26. Europe and UK Two-Post Lift Production Capacity (Units), 2018-2029.....	78
Figure 27. Two-Post Lift Industry Value Chain	82

1 Introduction to Research & Analysis Reports

1.1 Two-Post Lift Market Definition

A two-post above the ground lift is designed to lift cars and trucks for easy access to wheels and the underside of a vehicle. A two-post is normally mounted to an existing concrete surface, such as your garage floor. Two-post lifts consist of two upright columns with four adjustable arms attached to a carriage assembly, two hydraulic cylinders, electric/hydraulic power unit and a variety of hoses, pulleys, and cables.

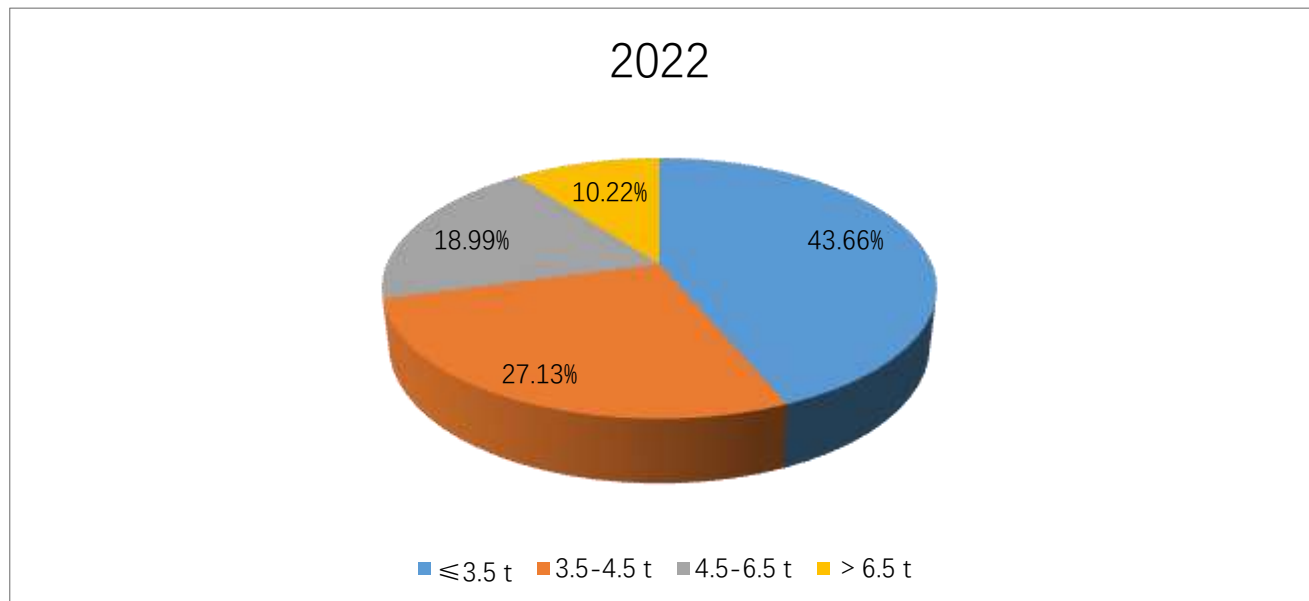
Figure 1. Two-Post Lift Picture



Source: Secondary Sources and MARKET MONITOR GLOBAL, INC, 2023

1.1.1 Segment by Type

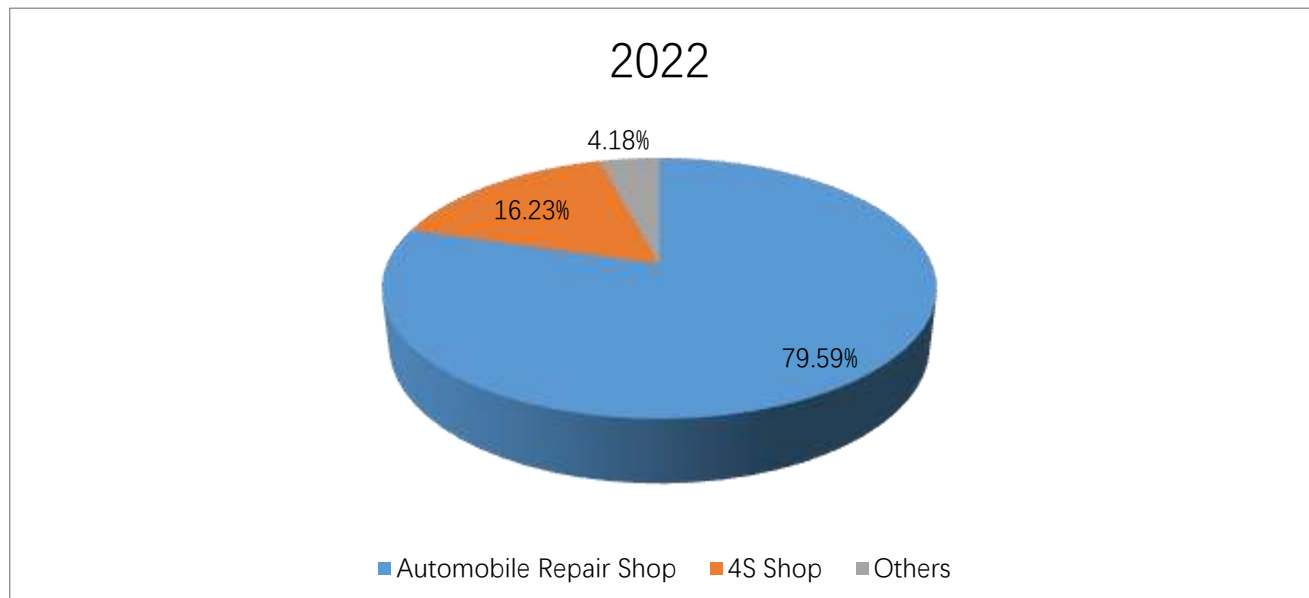
Figure 2. Europe and UK Two-Post Lift Segment by Type in 2022



Source: Secondary Sources and MARKET MONITOR GLOBAL, INC, 2023

1.1.2 Segment by Application

Figure 3. Europe and UK Two-Post Lift Segment by Application in 2022



Source: Secondary Sources and MARKET MONITOR GLOBAL, INC, 2023

1.2 Europe and UK Two-Post Lift Market Overview

Figure 4. Europe and UK Two-Post Lift Market Overview: 2022



Source: Secondary Sources and MARKET MONITOR GLOBAL, INC, 2023

1.3 Features & Benefits of This Report

MARKET MONITOR GLOBAL, INC (MMG)'s market reports provide an independent, comprehensive review of recent, current and future market size and trends in an easy to reference format. Each report provides vital market intelligence in terms of size, product mix, end use mix, SWOT, key trends and influences and industry structure trends. In addition, rankings by revenue, sales and market share for the market leaders are provided as well as company profile for each key player in the market.

Based on company sales returns which provide higher confidence levels and researched by market research professionals with experience in the industry, MARKET MONITOR GLOBAL, INC (MMG)'s Research and Analysis reports are used as a foundation for coherent strategic decision making based on sound market intelligence and for developing effective marketing plans. MARKET MONITOR GLOBAL, INC reports can also be used as an operational sales and marketing tool by identifying market leaders, enabling the reader to quickly grow sales to new clients and focus marketing budgets.

This report includes:

Market Size, PEST, SWOT & Trends – Historical, Current & Future

Based on sales data from a representative proportion of the industry, this report provides market size by value over a ten-year period. As they are based on quantitative data as well as qualitative input from the

industry, our reports are more accurate than other qualitative based reports and offer better value for money. By combining the best of both quantitative and qualitative input, we offer our clients greater confidence in our market forecasts as well as discussing key market trends and influences from a qualitative perspective.

Product Mix – Current & Future

This report identifies the key product sectors in the market and provides historical, current and forecast market share estimates for each, alongside qualitative discussion on key trends for each segment of the industry. With input for this report being both qualitative and quantitative we are able to offer an effective insight into the core components of the market, as well as forecasting future market shares.

Distribution Channel Mix

The report identifies the key channels that drive demand for this market and provide a current, historical & future market share estimate for each. This enables the reader to identify the key driving forces behind current market demand and adapt business tactics accordingly. With forecasts of market share by key channels also provided, the reader is able to undertake strategic decisions with greater confidence as well as basing marketing strategies on solid market intelligence.

Two-Post Lift Manufacturers (Players) Profiles & Sales Leads

This report includes company profile for leading Two-Post Lift manufacturers, including company details, Two-Post Lift sales, revenue, price, manufacturing factories, product category, enabling the reader to quickly gauge the current key figures of a company.

1.4 Methodology & Sources of Information

1.4.1 Research Methodology

Evaluation of Market Dynamics

This phase includes a detailed evaluation of several factors that are likely to affect the market dynamics. It involves a comprehensive assessment of major market pain points, drivers, and trends. It also comprises a detailed study of research plans and methodology.

Collection of Data

This process consists of gathering data, accessing proprietary databases, and reaching out to key industry participants that operate in the market across the value chain. It also involves studying several patterns in the historical data and comparing it with the current scenario.



Identification of data

This step involves identification of several primary and secondary data research sources, including Our internal data sources. The primary sources consist of in- depth discussions and interviews with policy makers, industry experts, and data evaluators, whereas secondary sources include a thorough study of market journals, press releases, annual reports, and government and non-government agencies websites

Collaboration of Data

This stage involves the validation of data and arrival at actual statistics, and evolution of the market over the years. It entails the study and analyzes various segments and verticals of the market. An impact analysis is also performed to observe which factors will affect the market in the next few years.

Verification and Analysis

This is the final stage, which involves both quantity and quality checks. Although the process of data verification is an integral part of the research process, all data points and statistics and figures are re-checked to uphold their authenticity and validity.

1.4.2 Research Process



1.4.3 Base Year

The report considers **2022 as the base year**. All calculations involving quantitative data are based on 2021. The values represented in the report are actual values for 2022, whereas *the values are estimated for the period 2023–2029*.



- Study period: 2018 to 2029
- Base year: 2022
- Forecast period: 2023 to 2029
- Short term: 1 to 2 years
- Medium term: 3 to 4 years
- Long term: 5 to 10 years

1.4.4 Report Assumptions & Caveats

Figure 5. Key Caveats

Parameters	Assumptions
 Economic Outlook	<p>While forecasting the market outlook, no macroeconomic collapses and recessions are predicted about the economic landscape</p>
 Currency Fluctuation	<p>Market forecasting was carried out under the assumption that the value of the USD (\$) is likely to remain constant during the forecast period</p>
 Political Outlook	<p>While arriving at the market size, the political environment was assumed to remain stable during the forecast period</p>
 Data Authenticity	<p>Revenues and segment-specific information were derived from annual reports of respective companies. The information is assumed to be authentic. However, revenues for the non-listed companies were derived from various authentic publications, news articles, and primary sources</p>
 Accuracy and Reporting	<p>All figures mentioned in the study were rounded to the nearest decimal place. Thus, the summation of figures and percentages may differ by a margin of 0.01</p>
 Vendors	<p>This report provides a list of vendors that are active in this industry. It includes vendors across all geographical countries. The report identifies vendors on the basis of their market revenue and dominance in terms of market experience, regional presence, the portfolio of their products, sales, revenue and the popularity of their brands.</p>

MARKET MONITOR GLOBAL, INC (MMG) employ a wide ranging, reliable methodology in order to ensure the highest quality of information possible. Our reports are unique in that they are based on sales from a representative sample of the industry, supported by intelligent qualitative research to provide a comprehensive and intelligent market review. By combining primary and secondary research information, MARKET MONITOR GLOBAL, INC (MMG) reports uniquely offer an unparalleled level of confidence in terms of market data and trend comment. This coupled with the fact that we've been writing reports on these markets since 2010 means that we are confident you won't find a better report available.

Sources of information for this report included:

- Financial Data from Leading Two-Post Lift Manufacturers, Retailers & Distributors.
- Discussions with Manufacturers, Distributors, Retailers & End Users
- Distribution Analysis – including intermediate visits, distributors' product mix etc.
- Product Information – technical data from manufacturers, distributors etc.
- Company Websites – Manufacturers, Distributors, Retailers, End Users etc.
- Annual Reports – Manufacturers and Distributors' Company Literature
- Press Releases – New product launches, company news etc.
- Official Statistics
- Revenue & Customs
- Social Media – Facebook, Twitter, LinkedIn, Instagram etc.
- Trade Journals - Printed Journals, Industry Websites and Industry Commentators
- Trade Associations, Conferences and Exhibitions

The research & analysis process involves:

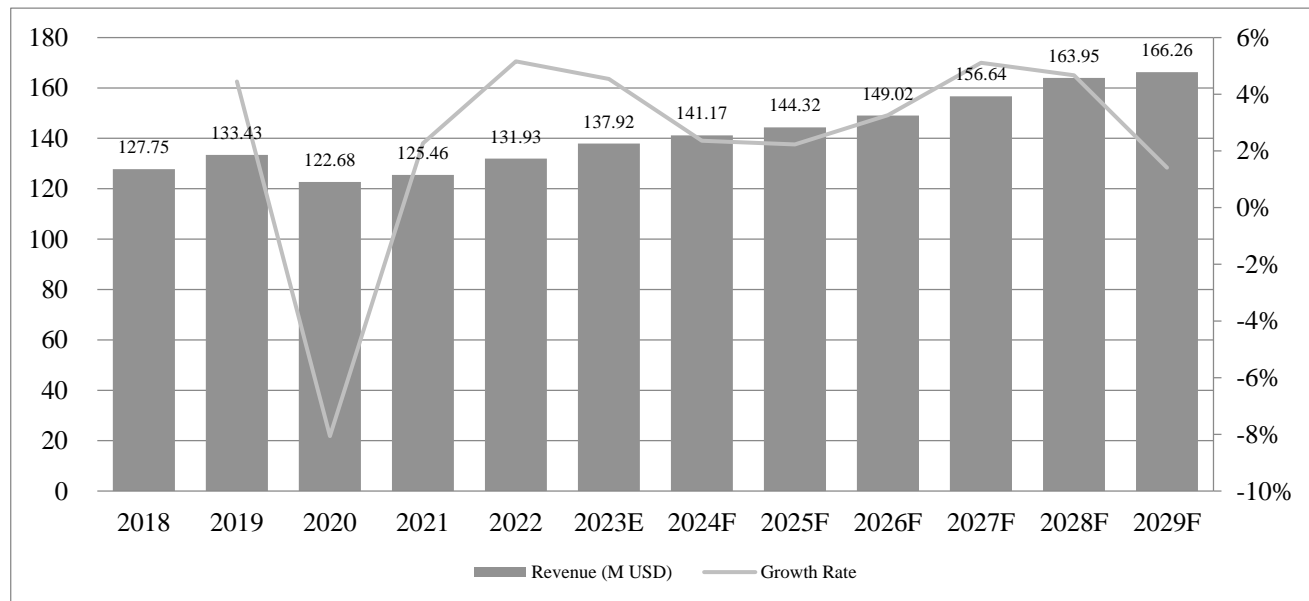
- Qualitative Analysis – collate all primary and secondary information sources
- Quantitative Data Modelling – using MARKET MONITOR GLOBAL, INC (MMG)'s proprietary data processing for forecasts
- Qualitative Review – review data models against qualitative inputs for trends, sizes etc.
- Product Trend Analysis – identify & review trends for each key product sector
- Distribution Channels Review – channel shares & trends analysis
- Sector Review – identify key target markets, key trends in each sector
- Strategic Marketing Review – by qualified, experienced marketing professionals
- PEST & SWOT – review of all market influences, opportunities and threats
- Identify 'Quick Wins' – List current and future opportunities for market / sales growth
- Sales/Revenue – Estimate for every company in report, regardless of size
- Economic Analysis – forecasts of GDP, inflation, employment, interest rates etc.

The above involves 8-10 weeks of combined research & report production time, resulting in an intelligent, comprehensive and usable report identifying immediate opportunities and offering a strategic perspective of the market.

2 Europe and UK Two-Post Lift Overall Market Size

2.1 Europe and UK Two-Post Lift Market Size: 2018 - 2029

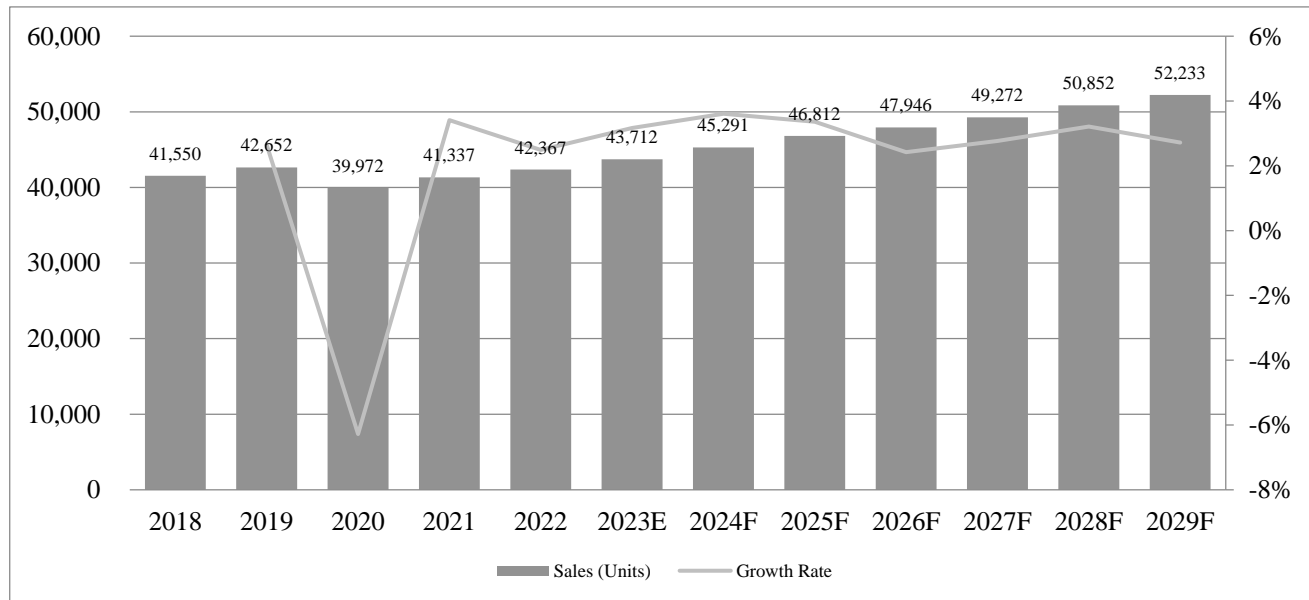
Figure 6. Europe and UK Two-Post Lift Market Size: 2018 - 2029 (US\$, Mn)



Source: Secondary Sources and MARKET MONITOR GLOBAL, INC, 2023

2.2 Europe and UK Two-Post Lift Sales: 2018-2029

Figure 7. Two-Post Lift Sales in Europe and UK market: 2018-2029 (Units)



Source: Secondary Sources and MARKET MONITOR GLOBAL, INC, 2023

3 Company Landscape

The Two-Post Lift market in Europe and UK comprises multiple participants in the vendor space. The vendors in this market are:

3.1 Top Two-Post Lift Players in Europe and UK market

Table 1. Key Players of Two-Post Lift in Europe and UK market

No.	Company	Plant Locations	Headquarters
1	Vehicle Service Group	North America, Europe, and Asia	United States
2	Nussbaum (Stertil Group)	Germany	Germany
3	BendPak	United States	United States
4	MAHA	Germany	Germany
5	Cascos Lifts	Spain	Spain
6	Twin Busch GmbH	Germany	Germany
7	Velyen	Spain	Spain
8	EAE Automotive Equipment Company	China	China
9	Consul Werkstattausrüstung GmbH	Germany	Germany
10	Automotech	UK	UK
11	LAUNCH Europe GmbH	Germany	Germany
12	Boston Garage Equipment	UK	UK
13	Totalkare Ltd	UK	UK

Source: Above companies; Secondary Sources and MARKET MONITOR GLOBAL, INC, 2023

3.2 Top Europe and UK Two-Post Lift Companies Ranked by Revenue

Table 2. Top Two-Post Lift Players in Europe and UK market, Ranking by Revenue (2022)

Rank	Company	Revenue (US\$, Mn)	Market Share
1	Vehicle Service Group	45.05	34.15%
2	Nussbaum (Stertil Group)	18.62	14.11%

3	BendPak	10.45	7.92%
4	MAHA	5.33	4.04%
5	Cascos Lifts	5.06	3.84%
6	Twin Busch GmbH	3.85	2.92%
7	Velyen	3.59	2.72%
8	EAE Automotive Equipment Company	2.6	1.97%
9	Consul Werkstattausrüstung GmbH	2.14	1.62%
10	Automotech	1.25	0.95%
11	LAUNCH Europe GmbH	0.88	0.67%
12	Boston Garage Equipment	0.9	0.68%
13	Totalkare Ltd	0.71	0.54%
	Other Players	31.50	23.88%
	Total	131.93	100%

Source: Above companies; Secondary Sources and MARKET MONITOR GLOBAL, INC, 2023

3.3 Europe and UK Two-Post Lift Revenue by Company

Table 3. Europe and UK Two-Post Lift Revenue by Company, (US\$, Mn), 2018-2023

Revenue (US\$, Mn)	2018	2019	2020	2021	2022	2023
Vehicle Service Group	42.37	43.86	41.35	41.75	45.05	47.39
Nussbaum (Steril Group)	19.64	20.19	17.50	17.68	18.62	19.69
BendPak	10.08	10.85	9.93	10.10	10.45	10.77
MAHA	5.34	5.41	4.81	5.04	5.33	5.69
Cascos Lifts	5.15	5.57	4.98	4.99	5.06	5.41
Twin Busch GmbH	3.67	3.96	3.60	3.71	3.85	3.85
Velyen	3.36	3.65	3.34	3.33	3.59	3.76
EAE Automotive Equipment Company	2.65	2.73	2.45	2.57	2.6	2.75
Consul Werkstattausrüstung GmbH	2.09	2.19	1.95	2.03	2.14	2.21
Automotech	1.18	1.21	1.16	1.16	1.25	1.31
LAUNCH Europe GmbH	0.90	0.95	0.86	0.84	0.88	0.89

Boston Garage Equipment	0.82	0.88	0.82	0.83	0.9	0.95
Totalkare Ltd	0.68	0.72	0.65	0.68	0.71	0.72
Others	29.82	31.26	29.28	30.75	31.50	32.53
Total	127.75	133.43	122.68	125.46	131.93	137.92

Source: Above companies; Secondary Sources and MARKET MONITOR GLOBAL, INC, 2023

Table 4. Europe and UK Two-Post Lift Revenue Share by Company, 2018-2023

Company	2018	2019	2020	2021	2022	2023
Vehicle Service Group	33.17%	32.87%	33.71%	33.28%	34.15%	34.36%
Nussbaum (Steril Group)	15.37%	15.13%	14.26%	14.09%	14.11%	14.28%
BendPak	7.89%	8.13%	8.09%	8.05%	7.92%	7.81%
MAHA	4.18%	4.05%	3.92%	4.02%	4.04%	4.13%
Cascos Lifts	4.03%	4.17%	4.06%	3.98%	3.84%	3.92%
Twin Busch GmbH	2.87%	2.97%	2.93%	2.96%	2.92%	2.79%
Velyen	2.63%	2.74%	2.72%	2.65%	2.72%	2.73%
EAE Automotive Equipment Company	2.07%	2.05%	2.00%	2.05%	1.97%	1.99%
Consul Werkstattausrüstung GmbH	1.64%	1.64%	1.59%	1.62%	1.62%	1.60%
Automotech	0.92%	0.91%	0.95%	0.92%	0.95%	0.95%
LAUNCH Europe GmbH	0.70%	0.71%	0.70%	0.67%	0.67%	0.65%
Boston Garage Equipment	0.64%	0.66%	0.67%	0.66%	0.68%	0.69%
Totalkare Ltd	0.53%	0.54%	0.53%	0.54%	0.54%	0.52%
Others	23.34%	23.43%	23.87%	24.51%	23.88%	23.59%
Total	100%	100%	100%	100%	100%	100%

Source: Above companies; Secondary Sources and MARKET MONITOR GLOBAL, INC, 2023

3.4 Europe and UK Two-Post Lift Sales by Company

Table 5. Europe and UK Two-Post Lift Sales by Company, (Units), 2018-2023

Quantity (Units)	2018	2019	2020	2021	2022	2023
Vehicle Service Group	10,518	10,657	10,328	10,522	11,034	11,503
Nussbaum (Steril Group)	6,416	6,520	5,826	5,888	6,102	6,379

BendPak	2,223	2,342	2,188	2,254	2,290	2,318
MAHA	1,433	1,413	1,286	1,357	1,411	1,493
Cascos Lifts	1,646	1,729	1,577	1,591	1,575	1,672
Twin Busch GmbH	1,956	2,059	1,890	1,976	2,001	1,968
Velyen	915	971	899	904	949	979
EAE Automotive Equipment Company	1,533	1,559	1,443	1,540	1,534	1,595
Consul Werkstattausrüstung GmbH	1,029	1,062	961	1,011	1,033	1,051
Automotech	594	596	578	587	624	642
LAUNCH Europe GmbH	396	417	382	381	392	389
Boston Garage Equipment	465	495	471	477	507	524
Totalkare Ltd	289	296	273	287	298	299
Others	12,137	12,536	11,870	12,562	12,617	12,900
Total	41,550	42,652	39,972	41,337	42,367	43,712

Source: Above companies; Secondary Sources and MARKET MONITOR GLOBAL, INC, 2023

Table 6. Europe and UK Two-Post Lift Sales Share by Company, 2018-2023

Company	2018	2019	2020	2021	2022	2023
Vehicle Service Group	25.31%	24.99%	25.84%	25.45%	26.04%	26.32%
Nussbaum (Steril Group)	15.44%	15.29%	14.58%	14.24%	14.40%	14.59%
BendPak	5.35%	5.49%	5.47%	5.45%	5.41%	5.30%
MAHA	3.45%	3.31%	3.22%	3.28%	3.33%	3.42%
Cascos Lifts	3.96%	4.05%	3.95%	3.85%	3.72%	3.83%
Twin Busch GmbH	4.71%	4.83%	4.73%	4.78%	4.72%	4.50%
Velyen	2.20%	2.28%	2.25%	2.19%	2.24%	2.24%
EAE Automotive Equipment Company	3.69%	3.66%	3.61%	3.73%	3.62%	3.65%
Consul Werkstattausrüstung GmbH	2.48%	2.49%	2.40%	2.45%	2.44%	2.40%
Automotech	1.43%	1.40%	1.45%	1.42%	1.47%	1.47%
LAUNCH Europe GmbH	0.95%	0.98%	0.96%	0.92%	0.93%	0.89%
Boston Garage Equipment	1.12%	1.16%	1.18%	1.15%	1.20%	1.20%
Totalkare Ltd	0.70%	0.69%	0.68%	0.69%	0.70%	0.68%

Others	29.21%	29.39%	29.70%	30.39%	29.78%	29.51%
Total	100%	100%	100%	100%	100%	100%

Source: Above companies; Secondary Sources and MARKET MONITOR GLOBAL, INC, 2023

3.5 Europe and UK Two-Post Lift Price by Manufacturer (2018-2023)

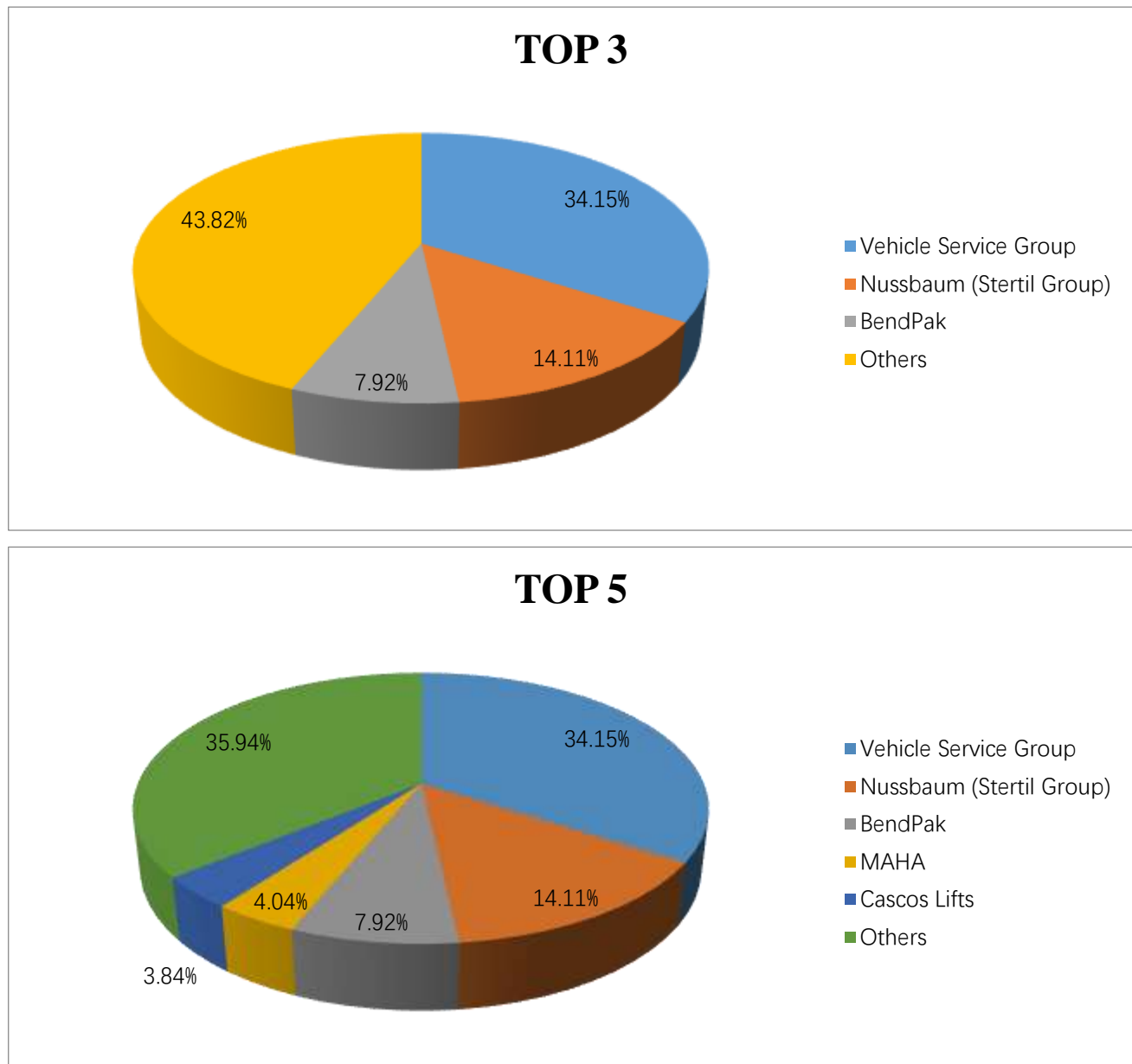
Table 7. Key Manufacturers Two-Post Lift Price (2018-2023) & (US\$/Unit)

Price (US\$/Unit)	2018	2019	2020	2021	2022	2023
Vehicle Service Group	4,028	4,116	4,004	3,968	4,083	4,120
Nussbaum (Steril Group)	3,061	3,097	3,004	3,003	3,051	3,087
BendPak	4,534	4,633	4,538	4,481	4,563	4,646
MAHA	3,726	3,829	3,740	3,714	3,777	3,811
Cascos Lifts	3,129	3,222	3,158	3,136	3,213	3,236
Twin Busch GmbH	1,876	1,923	1,905	1,878	1,924	1,956
Velyen	3,672	3,759	3,715	3,684	3,783	3,841
EAE Automotive Equipment Company	1,729	1,751	1,698	1,669	1,695	1,724
Consul Werkstattausrüstung GmbH	2,031	2,062	2,029	2,008	2,072	2,103
Automotech	1,987	2,030	2,007	1,976	2,003	2,040
LAUNCH Europe GmbH	2,273	2,278	2,251	2,205	2,245	2,288
Boston Garage Equipment	1,763	1,778	1,741	1,740	1,775	1,813
Totalkare Ltd	2,353	2,432	2,381	2,369	2,383	2,408

Source: Above companies; Secondary Sources and MARKET MONITOR GLOBAL, INC

3.6 Top 3 and Top 5 Two-Post Lift Companies in Europe and UK market, by Revenue in 2022

Figure 8. The Top 3 and 5 Players Market Share by Two-Post Lift Revenue in 2022



Source: Above companies; Secondary Sources and MARKET MONITOR GLOBAL, INC

3.7 Europe and UK Manufacturers Two-Post Lift Product Type

The table below details the Two-Post Lift product type of major manufacturers.

Table 8. Europe and UK Manufacturers Two-Post Lift Product Type

Company	Product Type
Vehicle Service Group	2.5-4.5 t
Nussbaum (Steril Group)	3-8 t
BendPak	4-8.5 t
MAHA	3.5-6.5 t
Cascos Lifts	3.2-5.5 t
Twin Busch GmbH	2-6 t
Velyen	>3.5 t
EAE Automotive Equipment Company	3.5-8 t
Consul Werkstattausrüstung GmbH	3-7.5 t
Automotech	3.5-5.5 t
LAUNCH Europe GmbH	3.5 -5t
Boston Garage Equipment	≤8t
Totalkare Ltd	4.5-7 t

Source: Above companies; Secondary Sources and MARKET MONITOR GLOBAL, INC

4 Sights by Product

The Europe and UK Two-Post Lift market comprises of the following key product sectors:

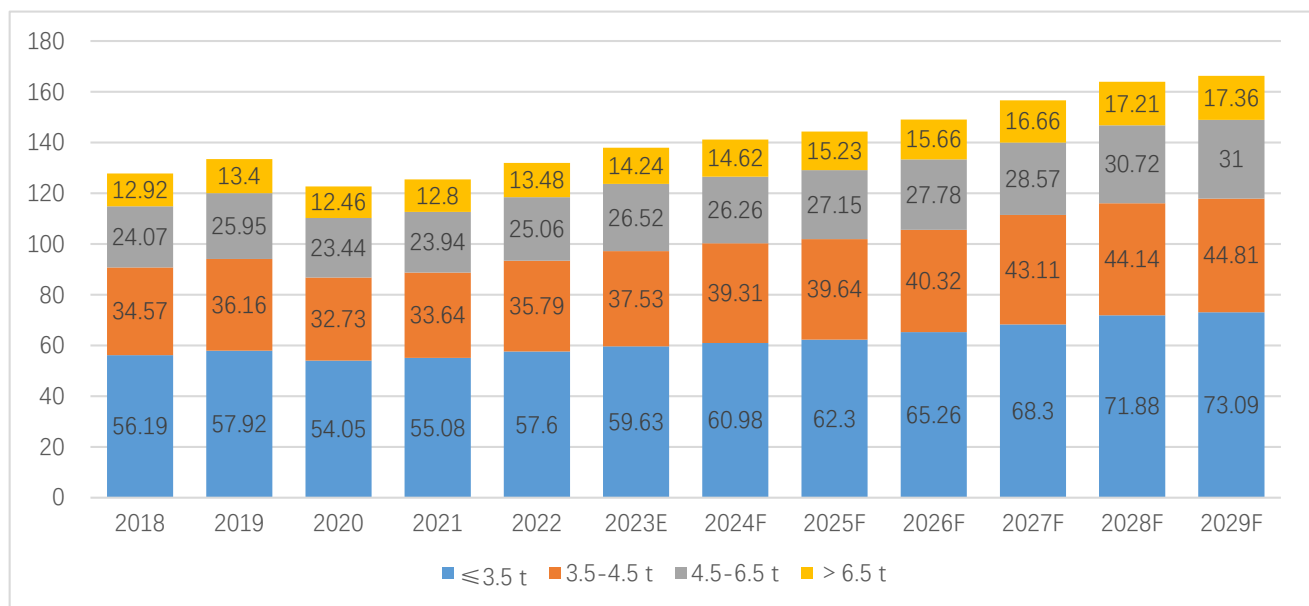
4.1 Overview

4.1.1 Segment by Type - Europe and UK Two-Post Lift Market Size Markets, 2022 & 2029

Table 9. Segment by Type – Europe and UK Two-Post Lift Revenue, (US\$, Mn), 2022 & 2029

BY TYPE	2022 (\$ Mn)	2029 (\$ Mn)	CAGR (23-29)
≤3.5 t	57.6	73.09	3.45%
3.5-4.5 t	35.79	44.81	3.00%
4.5-6.5 t	25.06	31	2.64%
>6.5 t	13.48	17.36	3.36%
Total	131.93	166.26	3.16%

Source: Secondary Sources and MARKET MONITOR GLOBAL, INC, 2023

Figure 9. Segment by Type – Europe and UK Two-Post Lift Revenue, (US\$, Mn), 2018 - 2029

Source: Secondary Sources and MARKET MONITOR GLOBAL, INC, 2023

4.1.2 ≤3.5 t

Two-Post Lift with load capacity ≤ 6.5 t.

It is suitable for lifting most passenger cars, car derived vans and many light commercial vehicles up to a gross weight of 3500 kg.

Figure 10. ≤3.5 t

Source: Secondary Sources and MARKET MONITOR GLOBAL, INC, 2023

4.1.3 3.5-4.5 t

Two-Post Lift with a load capacity of 3.5-4.5 t.

It is specially suitable for very wide vehicles, motor homes, caravans, etc. providing more working space and greater comfort..

Figure 11. 3.5-4.5 t



Source: Secondary Sources and MARKET MONITOR GLOBAL, INC, 2023

4.1.4 4.5-6.5 t

Two-Post Lift with a load capacity of 4.5-6.5 t. It can be used for small commercial vehicle.

Figure 12. 4.5-6.5 t



Source: Secondary Sources and MARKET MONITOR GLOBAL, INC, 2023

4.1.5 >6.5 t

Two-Post Lift with load capacity > 6.5 t.

More than 6.5 t Two-Post Lift is designed to combine work with commercial vans of up to 8 tons or even more and a wide range of cars, 4x4, motor homes, etc.

Figure 13. >6.5 t



Source: Secondary Sources and MARKET MONITOR GLOBAL, INC, 2023

4.2 Segment by Type - Europe and UK Two-Post Lift Revenue & Forecasts

4.2.1 Segment by Type - Europe and UK Two-Post Lift Revenue, 2018-2023

Table 10. Segment by Type - Europe and UK Two-Post Lift Revenue (US\$, Mn), 2018-2023

Segment by Type	2018	2019	2020	2021	2022	2023
≤3.5 t	56.19	57.92	54.05	55.08	57.6	59.63
3.5-4.5 t	34.57	36.16	32.73	33.64	35.79	37.53
4.5-6.5 t	24.07	25.95	23.44	23.94	25.06	26.52
>6.5 t	12.92	13.4	12.46	12.8	13.48	14.24
Total	127.75	133.43	122.68	125.46	131.93	137.92

Source: Secondary Sources and MARKET MONITOR GLOBAL, INC, 2023

4.2.2 Segment by Type - Europe and UK Two-Post Lift Revenue, 2024-2029

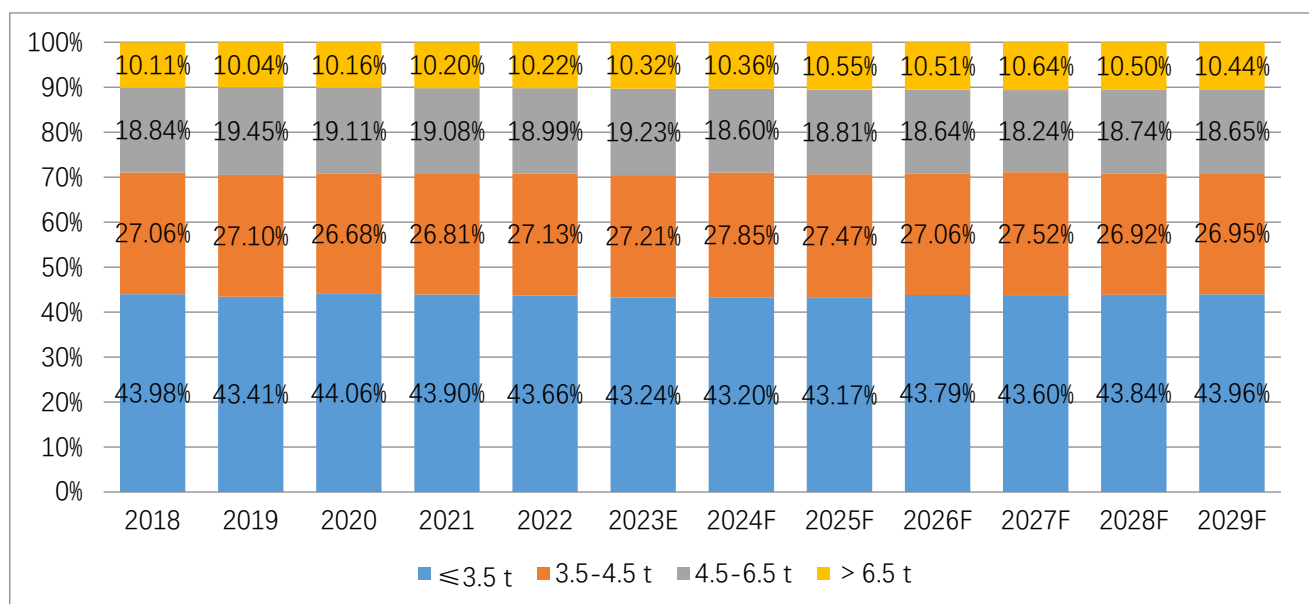
Table 11. Segment by Type - Europe and UK Two-Post Lift Revenue (US\$, Mn), 2024-2029

Segment by Type	2024	2025	2026	2027	2028	2029
≤3.5 t	60.98	62.3	65.26	68.3	71.88	73.09
3.5-4.5 t	39.31	39.64	40.32	43.11	44.14	44.81
4.5-6.5 t	26.26	27.15	27.78	28.57	30.72	31
>6.5 t	14.62	15.23	15.66	16.66	17.21	17.36
Total	141.17	144.32	149.02	156.64	163.95	166.26

Source: Secondary Sources and MARKET MONITOR GLOBAL, INC, 2023

4.2.3 Segment by Type - Europe and UK Two-Post Lift Revenue Market Share, 2018-2029

Figure 14. Segment by Type - Europe and UK Two-Post Lift Revenue Market Share, 2018-2029



Source: Secondary Sources and MARKET MONITOR GLOBAL, INC, 2023

4.3 Segment by Type - Europe and UK Two-Post Lift Sales & Forecasts

4.3.1 Segment by Type - Europe and UK Two-Post Lift Sales, 2018-2023

Table 12. Segment by Type - Europe and UK Two-Post Lift Sales (Units), 2018-2023

Segment by Type	2018	2019	2020	2021	2022	2023
≤3.5 t	20,551	21,168	19,946	20,615	21,005	21,462
3.5-4.5 t	10,923	11,094	10,257	10,665	11,054	11,549
4.5-6.5 t	6,881	7,127	6,683	6,891	7,033	7,287
>6.5 t	3,195	3,263	3,086	3,166	3,275	3,414
Total	41,550	42,652	39,972	41,337	42,367	43,712

Source: Secondary Sources and MARKET MONITOR GLOBAL, INC, 2023

4.3.2 Segment by Type - Europe and UK Two-Post Lift Sales, 2024-2029

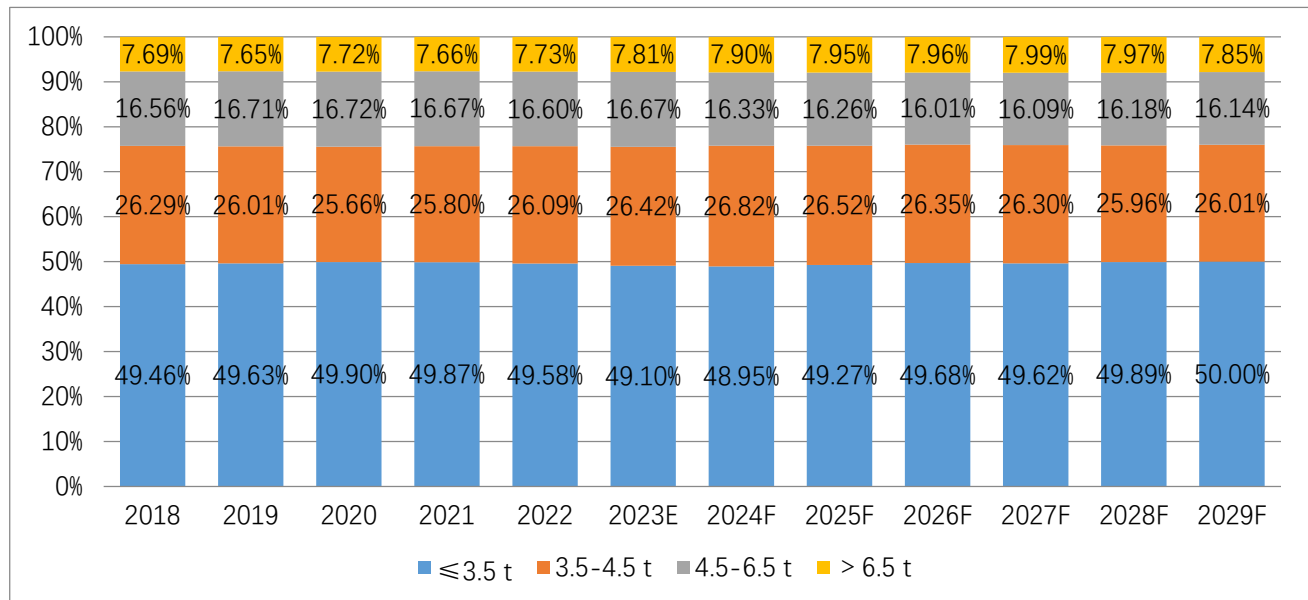
Table 13. Segment by Type - Europe and UK Two-Post Lift Sales (Units), 2024-2029

Segment by Type	2024	2025	2026	2027	2028	2029
≤3.5 t	22,170	23,063	23,819	24,448	25,370	26,117
3.5-4.5 t	12,147	12,415	12,634	12,959	13,201	13,586
4.5-6.5 t	7,396	7,612	7,676	7,928	8,228	8,430
>6.5 t	3,578	3,722	3,817	3,937	4,053	4,100
Total	45,291	46,812	47,946	49,272	50,852	52,233

Source: Secondary Sources and MARKET MONITOR GLOBAL, INC, 2023

4.3.3 Segment by Type - Europe and UK Two-Post Lift Sales Market Share, 2018-2029

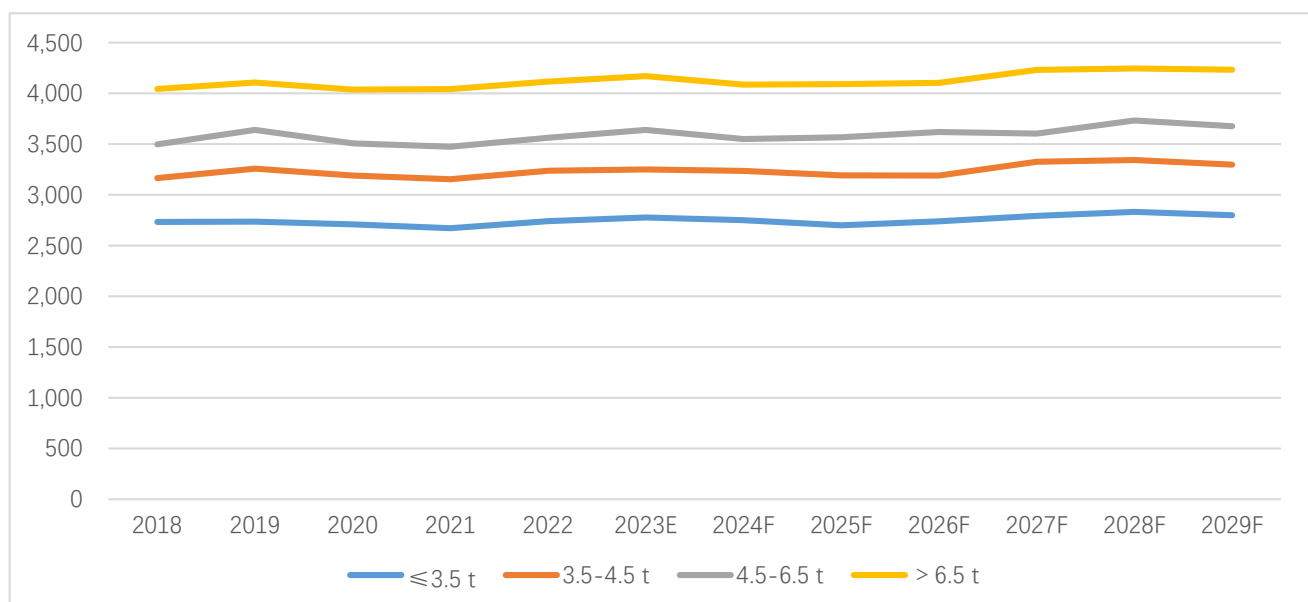
Figure 15. Segment by Type - Europe and UK Two-Post Lift Sales Market Share, 2018-2029



Source: Secondary Sources and MARKET MONITOR GLOBAL, INC, 2023

4.4 Segment by Type - Europe and UK Two-Post Lift Price (Manufacturers Selling Prices), 2018-2029

Figure 16. Segment by Type - Europe and UK Two-Post Lift Price (US\$/Unit), 2018-2029



Source: Secondary Sources and MARKET MONITOR GLOBAL, INC, 2023

5 Sights by Application

5.1 Overview

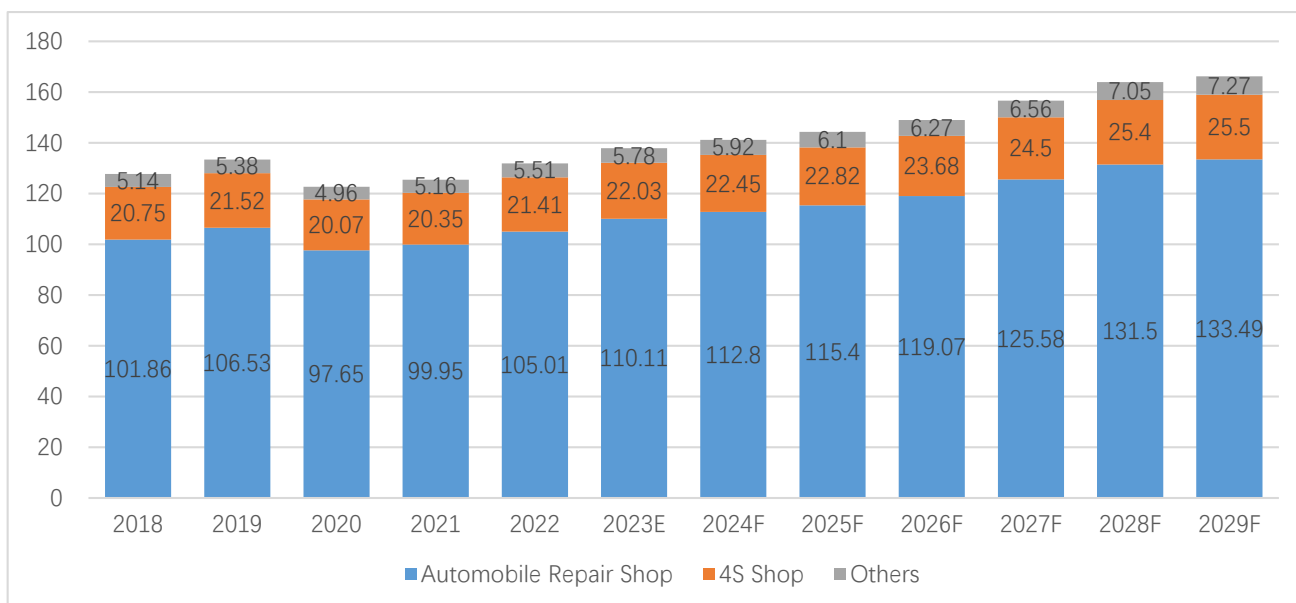
5.1.1 Segment by Application - Europe and UK Two-Post Lift Market Size, 2022 & 2029

Table 14. Segment by Application – Europe and UK Two-Post Lift Revenue, (US\$, Mn), 2022 & 2029

BY APPLICATION	2022 (\$ Mn)	2029 (\$ Mn)	CAGR (23-29)
Automotive Repair Shops	105.01	133.49	3.26%
4S Shop	21.41	25.5	2.47%
Others	5.51	7.27	3.90%
Total	131.93	166.26	3.16%

Source: Secondary Sources and MARKET MONITOR GLOBAL, INC, 2023

Figure 17. Segment by Application – Europe and UK Two-Post Lift Revenue, (US\$, Mn), 2018 -2029



Source: Secondary Sources and MARKET MONITOR GLOBAL, INC, 2023

5.1.2 Automotive Repair Shops

An automobile repair shop (also known as a garage) is a repair shop where automobiles are repaired by auto mechanics and technicians.

Auto two-post lifts are standard equipment in all auto repair shops, helping workers to be more efficient.

Figure 18. Automotive Repair Shops Picture



Source: Secondary Sources and MARKET MONITOR GLOBAL, INC, 2023

5.1.3 4S Shop

4S Shop means an automobile dealership authorised by an automobile manufacturer to engage in the four businesses relating to sales, spare parts, service and survey.

Figure 19. 4S Shop Picture



Source: Secondary Sources and MARKET MONITOR GLOBAL, INC, 2023

5.1.4 Others

Two-post lifts are also used in some commercial, private garages and and automotive OEM.

Figure 20. Private Garages Picture



Source: Secondary Sources and MARKET MONITOR GLOBAL, INC, 2023

5.2 Segment by Application - Europe and UK Two-Post Lift Revenue & Forecasts

5.2.1 Segment by Application - Europe and UK Two-Post Lift Revenue, 2018-2023

Table 15. Segment by Application - Europe and UK Two-Post Lift Revenue, (US\$, Mn), 2018-2023

Segment by Application	2018	2019	2020	2021	2022	2023
Automotive Repair Shops	101.86	106.53	97.65	99.95	105.01	110.11
4S Shop	20.75	21.52	20.07	20.35	21.41	22.03
Others	5.14	5.38	4.96	5.16	5.51	5.78
Total	127.75	133.43	122.68	125.46	131.93	137.92

Source: Secondary Sources and MARKET MONITOR GLOBAL, INC, 2023

5.2.2 Segment by Application - Europe and UK Two-Post Lift Revenue, 2024-2029

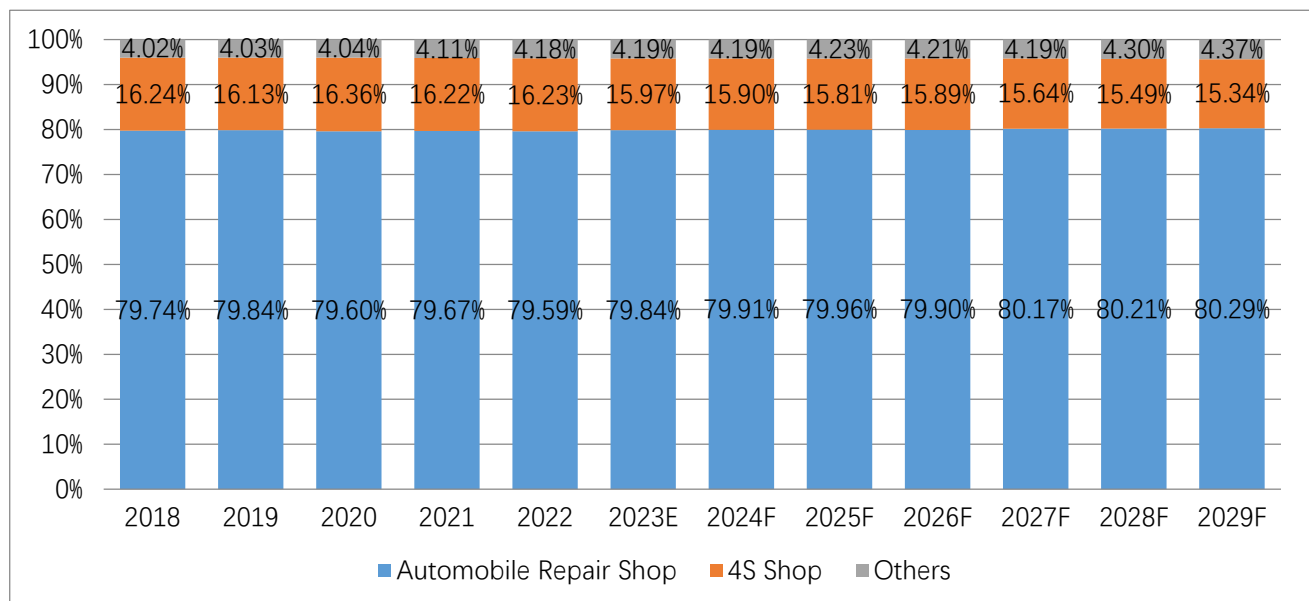
Table 16. Segment by Application - Europe and UK Two-Post Lift Revenue, (US\$, Mn), 2024-2029

Segment by Application	2024	2025	2026	2027	2028	2029
Automotive Repair Shops	112.8	115.4	119.07	125.58	131.5	133.49
4S Shop	22.45	22.82	23.68	24.5	25.4	25.5
Others	5.92	6.1	6.27	6.56	7.05	7.27
Total	141.17	144.32	149.02	156.64	163.95	166.26

Source: Secondary Sources and MARKET MONITOR GLOBAL, INC, 2023

5.2.3 Segment by Application - Europe and UK Two-Post Lift Revenue Market Share, 2018-2029

Figure 21. Segment by Application - Europe and UK Two-Post Lift Revenue Market Share, 2018-2029



Source: Secondary Sources and MARKET MONITOR GLOBAL, INC, 2023

5.3 Segment by Application - Europe and UK Two-Post Lift Sales & Forecasts

5.3.1 Segment by Application - Europe and UK Two-Post Lift Sales, 2018-2023

Table 17. Segment by Application - Europe and UK Two-Post Lift Sales, (Units), 2018-2023

Segment by Application	2018	2019	2020	2021	2022	2023
Automotive Repair Shops	32,118	32,982	30,850	31,854	32,538	33,570
4S Shop	7,429	7,584	7,175	7,474	7,783	8,026
Others	2,003	2,086	1,947	2,009	2,046	2,116
Total	41,550	42,652	39,972	41,337	42,367	43,712

Source: Secondary Sources and MARKET MONITOR GLOBAL, INC, 2023

5.3.2 Segment by Application - Europe and UK Two-Post Lift Sales, 2024-2029

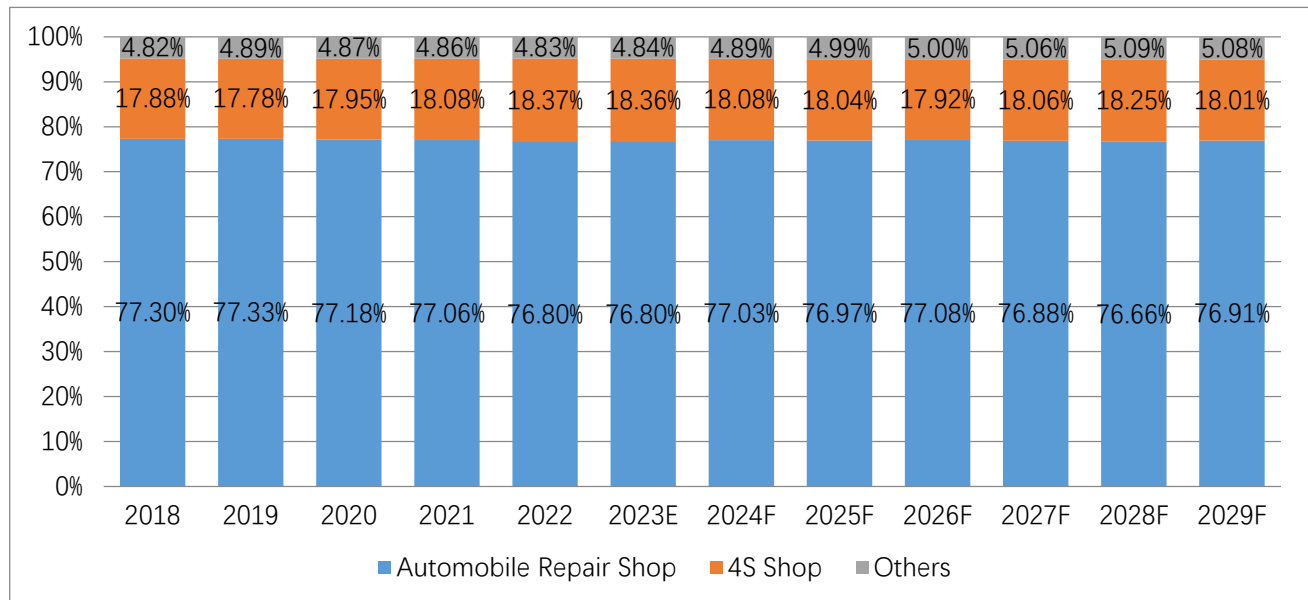
Table 18. Segment by Application - Europe and UK Two-Post Lift Sales, (Units), 2024-2029

Segment by Application	2024	2025	2026	2027	2028	2029
Automotive Repair Shops	34,887	36,031	36,957	37,880	38,984	40,173
4S Shop	8,189	8,445	8,592	8,899	9,280	9,407
Others	2,215	2,336	2,397	2,493	2,588	2,653
Total	45,291	46,812	47,946	49,272	50,852	52,233

Source: Secondary Sources and MARKET MONITOR GLOBAL, INC, 2023

5.3.3 Segment by Application - Europe and UK Two-Post Lift Sales Market Share, 2018-2029

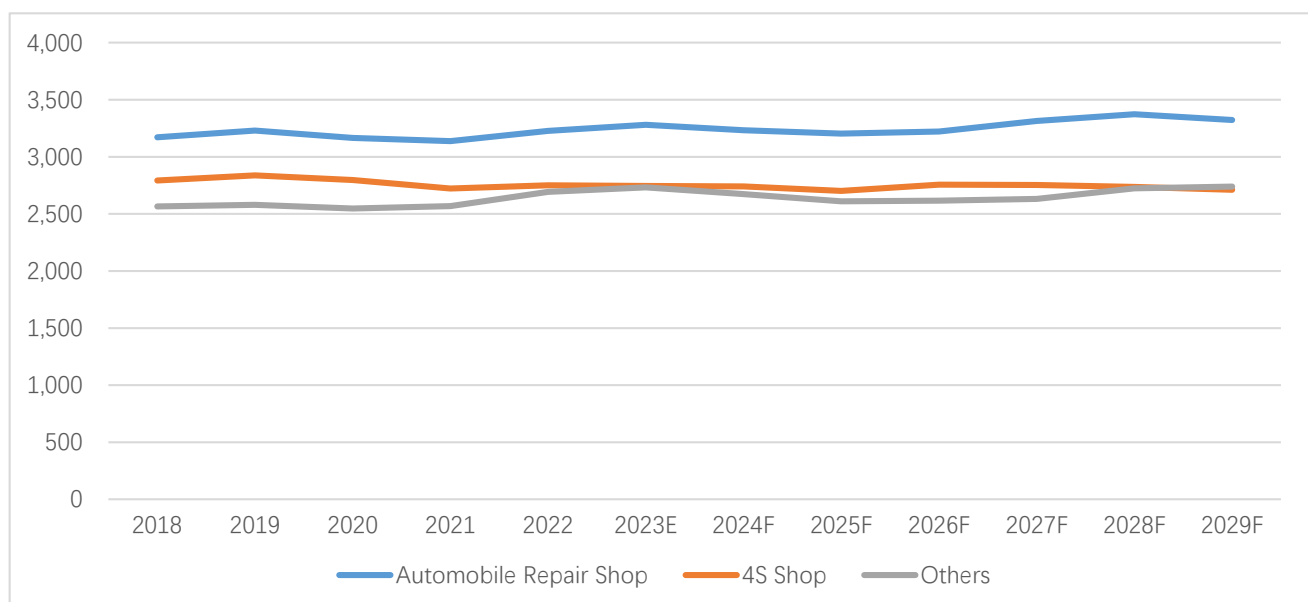
Figure 22. Segment by Application - Europe and UK Two-Post Lift Sales Market Share, 2018-2029



Source: Secondary Sources and MARKET MONITOR GLOBAL, INC, 2023

5.4 Segment by Application - Europe and UK Two-Post Lift Price (Manufacturers Selling Prices), 2018-2029

Figure 23. Segment by Application -Europe and UK Two-Post Lift Price (US\$/Unit), 2018-2029



Source: Secondary Sources and MARKET MONITOR GLOBAL, INC, 2023

6 Sights by Country

6.1 By Country - Europe and UK Two-Post Lift Market Size, 2022 & 2029

Table 19. By Country – Europe and UK Two-Post Lift Revenue, (US\$, Mn), 2022-2029

Segment by Country	2018	2022	2029	CAGR (2023-2029)
Germany	16.69	19.05	27.45	3.79%
France	21.72	22.58	27.96	3.22%
United Kingdom	19.74	20.75	25.24	3.36%
Italy	21.56	21.55	26.56	2.80%
Spain	14.20	14.41	17.63	2.60%
Rest of Europe	33.84	33.59	41.42	3.08%
Total	127.75	131.93	166.26	3.16%

Source: Secondary Sources and MARKET MONITOR GLOBAL, INC, 2023

6.2 By Country - Europe and UK Two-Post Lift Revenue & Forecasts

6.2.1 By Country - Europe and UK Two-Post Lift Revenue, 2018-2023

Table 20. By Country - Europe and UK Two-Post Lift Revenue, (US\$, Mn), 2018-2023

Segment by Country	2018	2019	2020	2021	2022	2023
Germany	16.69	17.11	17.92	18.79	19.05	21.96
France	21.72	23.10	21.04	21.51	22.58	23.12
United Kingdom	19.74	21.41	19.13	19.52	20.75	20.70
Italy	21.56	22.24	20.00	20.25	21.55	22.50
Spain	14.20	14.37	12.97	14.03	14.41	15.11
Rest of Europe	33.84	35.20	31.62	31.36	33.59	34.53
Total	127.75	133.43	122.68	125.46	131.93	137.92

Source: Secondary Sources and MARKET MONITOR GLOBAL, INC, 2023

6.2.2 By Country - Europe and UK Two-Post Lift Revenue, 2024-2029

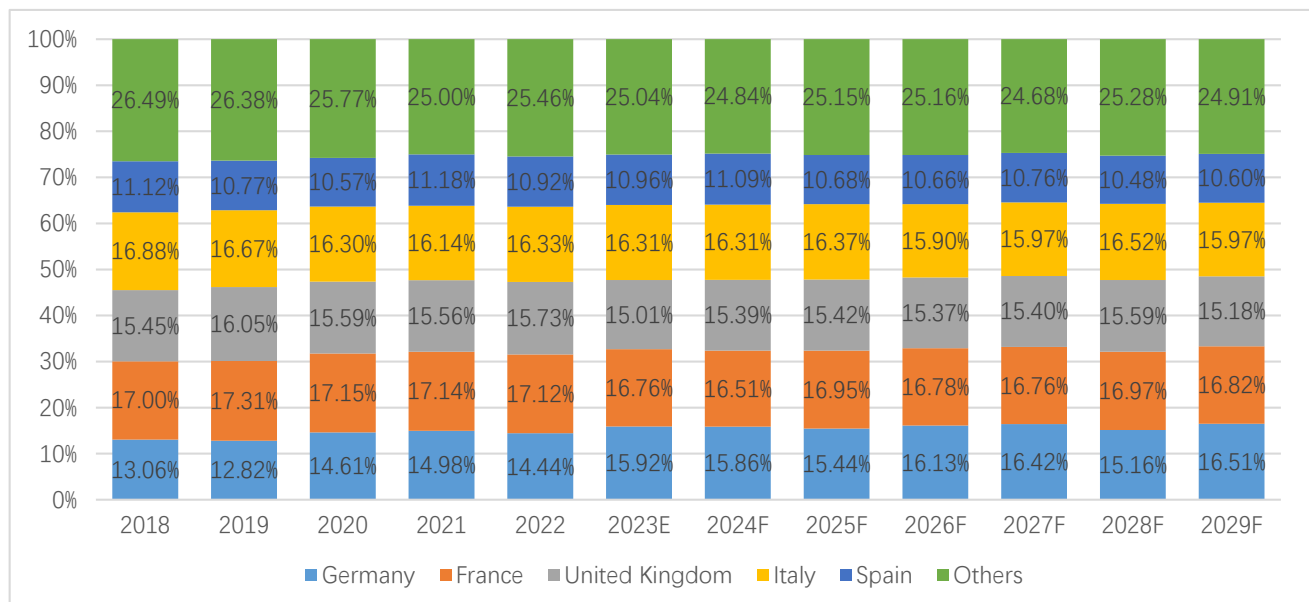
Table 21. By Country - Europe and UK Two-Post Lift Revenue, (US\$, Mn), 2024-2029

Segment by Country	2024	2025	2026	2027	2028	2029
Germany	22.39	22.28	24.03	25.72	24.85	27.45
France	23.31	24.46	25.00	26.26	27.83	27.96
United Kingdom	21.72	22.26	22.90	24.13	25.56	25.24
Italy	23.03	23.62	23.70	25.02	27.09	26.56
Spain	15.65	15.41	15.89	16.85	17.18	17.63
Rest of Europe	35.07	36.29	37.50	38.66	41.44	41.42
Total	141.17	144.32	149.02	156.64	163.95	166.26

Source: Secondary Sources and MARKET MONITOR GLOBAL, INC, 2023

6.2.3 By Country - Europe and UK Two-Post Lift Revenue Market Share, 2018-2029

Figure 24. By Country - Europe and UK Two-Post Lift Revenue Market Share, 2018 - 2029



Source: Secondary Sources and MARKET MONITOR GLOBAL, INC, 2023

6.3 By Country - Europe and UK Two-Post Lift Sales & Forecasts

6.3.1 By Country - Europe and UK Two-Post Lift Sales, 2018-2023

Table 22. By Country - Europe and UK Two-Post Lift Sales, (Units), 2018-2023

Segment by Country	2018	2019	2020	2021	2022	2023
Germany	7,691	8,071	7,882	8,628	8,801	9,152
France	6,490	6,787	6,382	6,425	6,457	6,751
United Kingdom	5,929	6,161	5,651	5,801	5,918	6,078
Italy	6,299	6,310	5,834	5,948	6,169	6,446
Spain	4,230	4,208	3,932	4,133	4,240	4,362
Rest of Europe	10,911	11,115	10,291	10,402	10,782	10,923
Total	41,550	42,652	39,972	41,337	42,367	43,712

Source: Secondary Sources and MARKET MONITOR GLOBAL, INC, 2023

6.3.2 By Country - Europe and UK Two-Post Lift Sales, 2024-2029

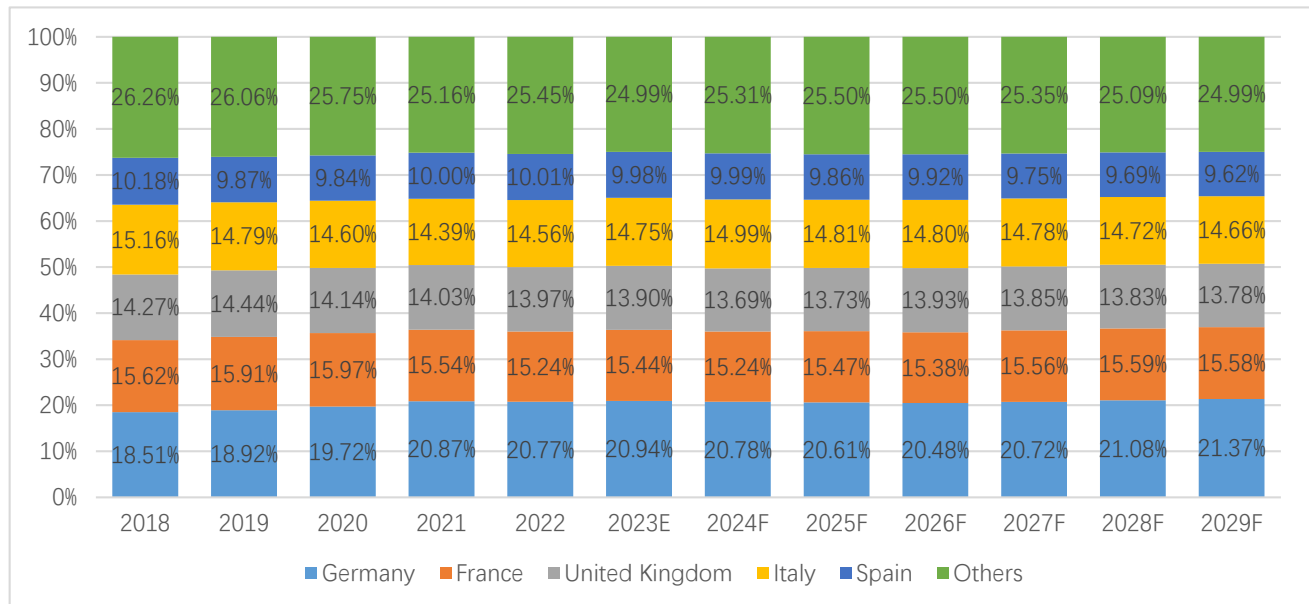
Table 23. By Country - Europe and UK Two-Post Lift Sales, (Units), 2024-2029

Segment by Country	2024	2025	2026	2027	2028	2029
Germany	9,410	9,650	9,821	10,207	10,719	11,160
France	6,904	7,244	7,372	7,666	7,930	8,140
United Kingdom	6,200	6,429	6,677	6,825	7,032	7,198
Italy	6,791	6,934	7,096	7,281	7,485	7,659
Spain	4,524	4,617	4,754	4,803	4,926	5,023
Rest of Europe	11,462	11,938	12,226	12,490	12,760	13,053
Total	45,291	46,812	47,946	49,272	50,852	52,233

Source: Secondary Sources and MARKET MONITOR GLOBAL, INC, 2023

6.3.3 By Country - Europe and UK Two-Post Lift Sales Market Share, 2018-2029

Figure 25. By Country - Europe and UK Two-Post Lift Sales Market Share, 2018-2029



Source: Secondary Sources and MARKET MONITOR GLOBAL, INC, 2023

7 Manufacturers & Brands Profiles

The report profiles the key players in Global.

7.1 Vehicle Service Group



7.1.1 Vehicle Service Group Company Summary

Table 24. Vehicle Service Group Company Summary

Item	Description
■ Company Name	Vehicle Service Group
■ Website	https://vsgdover.com/
■ Establish Date	2007
■ Manufacturing Bases	North America, Europe, and Asia
■ Sales Regions	Global
■ Headquarters	United States
■ Company Nature	Private
■ Contact Information	Ph: 1.800.640.5438

Source: Vehicle Service Group; Secondary Literature, Press Releases and MARKET MONITOR GLOBAL, INC, 2023

7.1.2 Vehicle Service Group Business Overview

Dover is a diversified global manufacturer and solutions provider with approximately \$7 billion in annual revenue. Dover provides innovative devices and components, consumables, aftermarket parts, software and digital solutions, and support services through five operating segments: Engineered Products, Fuel Solutions, Imaging and Identification, Pumps and Process Solutions, and Refrigeration and Food Equipment. Dover combines global scale with operational flexibility to lead the markets it serves. Recognized for its entrepreneurial approach for 65 years, Dover's team of more than 24,000 employees take ownership of it, partnering with customers to redefine possibility. Dover is headquartered in Downers Grove, IL and trades on the New York Stock Exchange as "DOV."

VSG comprises 13 major vehicle lifting, wheel service, diagnostic and collision repair brands: Rotary Lift®, Chief®, Forward®, Direct-Lift®, Ravaglioli, Warn Automotive®, Hanmecson®, Revolution®, Elektron, Blitz, Nogra, Butler, Space, and Sirio.

Rotary Lift®, Ravaglioli can be sold in Europe.

7.1.3 Vehicle Service Group Two-Post Lift Major Product Offerings

Table 25. Vehicle Service Group Two-Post Lift Product Offerings

Product	Feature
	<p>SPOA10</p> <p>Capacity: 10,000 lbs.</p> <p>The world’ s best selling asymmetrical lift is updated to service a broader range of vehicles – with one innovative arm design!</p> <p>Patented two-piece, three-stage arm</p> <p>Vehicle Spotting Speed & Ease</p> <p>Performance tested to 20,000 lift cycles</p> <p>True asymmetrical rotated column design</p> <p>ALI Gold Certified (SPOA10TrioX)</p>
	<p>SPO12-HWR</p> <p>Capacity: 12,000 lbs.</p> <p>You can’ t find a better designed and better-engineered 12,000-pound two-post lift. Due to its size, the SPO12-HWR gives techs a feeling of even greater safety when they’ re under a vehicle, while also giving them a little more space between the columns. Its size and its larger footprint make it optimal for shops that have larger bays and work on taller, heavier vehicles. And that’ s why it’ s chosen by more dealers and independent repair shops than any other lift in its category.</p> <p>131 7/8” of space between columns</p> <p>119 3/8” drive-thru clearance</p> <p>True symmetrical, single-piece “Double S” columns</p> <p>Standard front & rear three-stage arms</p> <p>Truck adapters with stackable inserts for added reach</p> <p>Available in alternate height configurations to fit your</p>
	

shop' s needs

Available with Shockwave™

ALI Gold Certified



I10 - 10,000 lbs. Capacity

The I10 two-post surface mounted lift stars Spot-Rite™ 3-Stage Front Arm designs allowing vehicles to be raised symmetrically or asymmetrically.

Source: Vehicle Service Group and MARKET MONITOR GLOBAL, INC, 2023

7.1.4 Vehicle Service Group in Europe and UK: Two-Post Lift Sales and Revenue in Global (2018-2023)

Table 26. Vehicle Service Group Two-Post Lift Sales (Units), Revenue (US\$, Mn) and Average Price (US\$/Unit) & (2018-2023)

Vehicle Service Group	2018	2019	2020	2021	2022	2023
Sales	10,518	10,657	10,328	10,522	11,034	11,503
Revenue	42.37	43.86	41.35	41.75	45.05	47.39
Price	4,028	4,116	4,004	3,968	4,083	4,120
Gross Margin	26.73%	25.97%	23.98%	21.48%	23.15%	22.09%

Source: Vehicle Service Group; Secondary Literature, Press Releases and MARKET MONITOR GLOBAL, INC, 2023

7.1.5 Vehicle Service Group Key News & Latest Developments

Table 27. Vehicle Service Group Key News & Latest Developments

Time	Description
2022	Rotary Announces New Line of Fully Automatic Air Conditioning Recharging Machines Powered - by TEXA™

2022

Rotary Partners with Global Diagnostics Leader TEXA to Expand Rotary' s Product Line Underneath the Hood

Source: Vehicle Service Group; Secondary Literature, Press Releases and MARKET MONITOR GLOBAL, INC, 2023

7.2 Nussbaum (Stertil Group)



7.2.1 Nussbaum (Stertil Group) Company Summary

Table 28. Nussbaum (Stertil Group) Company Summary

Item	Description
■ Company Name	Nussbaum (Stertil Group)
■ Website	https://uk.Nussbaum (Stertil Group)lifts.com/
■ Establish Date	1943
■ Manufacturing Bases	Germany
■ Sales Regions	Global
■ Headquarters	Germany
■ Company Nature	Private
■ Contact Information	Tel.: +49 (0) 78 53 / 899 - 0 Fax: +49 (0) 78 53 / 87 87

Source: Nussbaum (Stertil Group); Secondary Literature, Press Releases and MARKET MONITOR GLOBAL, INC, 2023

7.2.2 Nussbaum (Stertil Group) Business Overview


For over 40 years, the Nussbaum (Stertil Group) Group has been supplying workshop equipment from Germany all over the world.

Since 2022 Nussbaum is part of the Stertil Group. Nussbaum is a high quality manufacturer of world-class automotive light duty lifts.

7.2.3 Nussbaum (Steril Group) Two-Post Lift Major Product Offerings

Table 29. Nussbaum (Steril Group) Two-Post Lift Product Offerings

Product	Feature
POWER LIFT HF 3S 4000 UNI	
	<p>The hydraulic 2-post lift Power Lift HF 3S 4000 UNI with a load capacity of 4000 kg and asymmetrical universal arms, the world's only lift with a triple safety system. The Power Lift HF 3S 4000 UNI is the ideal lift for daily continuous use in a consistently busy garage where only the best is good enough. With their fast lifting and lowering times, with its two redundant hydraulic systems and the automatic safety latch, it is the perfect blend of maximum safety and performance.</p> <p>With the universal arms consisting of a long single telescopic arm and a short double telescopic arm you can lift a wide range of vehicle sizes and weight classes from Smart to Mercedes Sprinter and VW Crafter with long wheelbase.</p> <p>The Power Lift HF 3S 4000 UNI is equipped as standard with the patented Nussbaum NT and HyperFlow® technologies ausgestattet and is developed and produced by Nussbaum in Kehl-Bodersweier in Baden-Württemberg .</p> <p>Lifting time: 26 seconds/Lowering time</p> <p>Load capacity: 4000 kg</p> <p>Triple safety: Two redundant hydraulic circuits plus Automatic safety latch (no clacking during lifting and lowering)</p> <p>Universal arms reach the mounting points of a wide range of vehicle sizes</p> <p>Adjustable in width and height (with optional column extension)</p> <p>Compressed air connection and 220 V socket integrated in column</p> <p>High quality: Every power unit and every hydraulic cylinder is tested before shipment</p> <p>Developed and manufactured in Germany</p> <p>The HF 3S series is the result of over 40 years of experience in the manufacture and development of high-quality automotive lifting platforms Made in Germany. With specially developed, in-house technologies, we are the only lift manufacturer in the world that can provide you with a precise, variable lowering speed and an always perfect synchronisation without manual maintenance effort anbieten. The ergonomic, stepless operating lever Nussbaum-Commander enables sensitive lowering and allows the user to change and correct positions in the twinkling of an eye, all with maximum safety.</p>



Source: Nussbaum (Steril Group) and MARKET MONITOR GLOBAL, INC, 2023

7.2.4 Nussbaum (Steril Group) in Europe and UK: Two-Post Lift Sales and Revenue in Global (2018-2023)

Table 30. Nussbaum (Steril Group) Two-Post Lift Sales (Units), Revenue (US\$, Mn) and Average Price (US\$/Unit) & (2018-2023)

Nussbaum (Steril Group)	2018	2019	2020	2021	2022	2023
Sales	6,416	6,520	5,826	5,888	6,102	6,379
Revenue	19.64	20.19	17.50	17.68	18.62	19.69
Price	3,061	3,097	3,004	3,003	3,051	3,087
Gross Margin	28.14%	27.57%	28.12%	24.57%	28.17%	28.89%

Source: Nussbaum (Steril Group); Secondary Literature, Press Releases and MARKET MONITOR GLOBAL, INC, 2023

7.2.5 Nussbaum (Steril Group) Key News & Latest Developments

Table 31. Nussbaum (Steril Group) Key News & Latest Developments

Time	Description
2022	The Steril Group, part of Citadel Enterprises and located in Kootstertille, the Netherlands, proudly announces the acquisition as from 16th February 2022 of Nussbaum (Steril Group) Custom Lifts GmbH and Nussbaum (Steril Group) World Lifts GmbH, in Kehl, Germany. This acquisition demonstrates the Steril Group's commitment to the continued investment in providing world class vehicle lifting solutions to the vehicle maintenance, repair and service industries for both private and public workshops and OEM manufacturers around the world.

Source: Nussbaum (Steril Group); Secondary Literature, Press Releases and MARKET MONITOR GLOBAL, INC, 2023

7.3 BendPak



7.3.1 BendPak Company Summary

Table 32. BendPak Company Summary

Item	Description
■ Company Name	BendPak
■ Website	https://www.bendpak.com/car-lifts/two-post-lifts/
■ Establish Date	1965
■ Manufacturing Bases	United States
■ Sales Regions	Global
■ Headquarters	United States
■ Company Nature	Private
■ Contact Information	TEL: 800-253-2363

Source: BendPak; Secondary Literature, Press Releases and MARKET MONITOR GLOBAL, INC, 2023



7.3.2 BendPak Business Overview

BendPak is a manufacturer of automotive service equipment based in Santa Paula, California, United States. The company produces a wide range of equipment for automotive repair shops, including car lifts, tire changers, wheel balancers, air compressors, and other accessories.

BendPak has been in business for more than 50 years and has a global presence, with distributors and dealers located in many countries around the world.

7.3.3 BendPak Two-Post Lift Major Product Offerings

Table 33. BendPak Two-Post Lift Product Offerings

Product	Feature
	<p>10AP (5175304)</p> <p>145" Height, 145" Width, 69" Rise</p> <p>10,000 - lb. Capacity / Adaptable Clearfloor / Adjustable Width / Screw Pads</p> <p>The 10AP two-post lift offers exceptional direct-drive lifting performance. This industrial-strength car lift guarantees cutting-edge technology, top of the line materials, a design that's ahead of its time and a 10,000-lb. lifting capacity.</p>
	<p>10APX (5175306)</p> <p>157" Height, 145" Width, 75.5" Rise</p> <p>10,000 - lb. Capacity / Adaptable Clearfloor / Adjustable Width / Screw Pads / HIGH-RISE</p> <p>The next generation of two-post lifts - now with an increased height! The 10AP Series is built with the future in mind, and has all the features you'll need to service vehicles as effectively as possible. This revolutionary lift can handle Electric Vehicles effortlessly and can adapt to both symmetrical and asymmetrical configurations.</p>



GP-7LCS (5175995)

106.5" Height, 125" Width, 54" Rise

GrandPrix Series 2-Post Lift / 7,000-lb. Capacity / 106.5" Overall Height

The GP-7LCS is a truly one-of-a-kind design. Because it fits in 4S Shop with ceilings as low as 9', it boasts the lowest columns ever found on a permanent two-post lift. It can be installed in virtually every garage on the planet and still offers an impressive 58" rise.



GP-7LC (5175996)

118.5" Height, 125" Width, 64" Rise

GrandPrix Series 2-Post Lift / 7,000-lb. Capacity / 118.5" Overall Height

The GP-7LC is a shortened version of the standard GP-7, accommodating ceilings as low as 10' while offering an impressive 68" max rise. This model is truly designed for homeowners who until now could never fit a two-post lift in their garage.



GP-7 (5175992)

150" Height, 125" Width, 74" Rise

GrandPrix Series 2-Post Lift / 7,000-lb. Capacity / 150" Overall Height

Our standard-height GP-7 is fit for 4S Shop with 13' ceilings and offers a full 78" max rise. These dimensions are similar to other two-post lifts, but the GP-7 offers a much slimmer profile than other lifts. This makes it ideal for narrow 4S Shop looking to fit more lifts in limited space.

**XPR-9S (5175390)**

113" Height, 145" Width, 72" Rise

9,000-lb. Capacity / Floorplate / Chain-Over / Short Lift / Screw Pads

The XPR-9S two-post lift offers automotive service professionals unparalleled lifting performance and lasting quality. State-of-the-art technology, top-notch materials, a forward-looking design and a 9,000-lb. lifting capacity make this lift a fantastic purchase.

**XPR-10S (5175395)**

145" Height, 145" Width, 69" Rise

10,000 - lb. Capacity / Symmetric Clearfloor / Adjustable Width / Screw Pads

The XPR-10S two-post lift offers exceptional direct-drive lifting performance. This industrial-strength car lift guarantees cutting-edge technology, top of the line materials, a design that's ahead of its time and a 10,000-lb. lifting capacity.

Source: BendPak and MARKET MONITOR GLOBAL, INC, 2023

7.3.4 BendPak in Europe and UK: Two-Post Lift Sales and Revenue in Global (2018-2023)

Table 34. BendPak Two-Post Lift Sales (Units), Revenue (US\$, Mn) and Average Price (US\$/Unit) & (2018-2023)

BendPak	2018	2019	2020	2021	2022	2023
Sales	2,223	2,342	2,188	2,254	2,290	2,318
Revenue	10.08	10.85	9.93	10.10	10.45	10.77
Price	4,534	4,633	4,538	4,481	4,563	4,646

Gross Margin	30.21%	30.71%	30.34%	26.08%	30.10%	29.85%
---------------------	--------	--------	--------	--------	--------	--------

Source: BendPak; Secondary Literature, Press Releases and MARKET MONITOR GLOBAL, INC, 2023

7.3.5 BendPak Key News & Latest Developments

Table 35. BendPak Key News & Latest Developments

Time	Description
2022	<p>Announcing New BendPak Distributor – Wrenchers</p> <p>Since 1965 Don Henthorn has been leading BendPak into becoming the global icon it is today. Effective August 3rd, Don Henthorn will be stepping down as President and CEO, taking on a more limited role in the day-to-day operations as Chairman Emeritus. Jeff Kritzer, who has been an integral part of the company for over 40 years, will be succeeding Henthorn as President and CEO. At the same time, Rudy Diaz will be stepping up from Vice President of Information Technology to Executive Vice President and Chief Operating Officer (COO). Jim Fornear will be moving from Financial Controller to Chief Financial Officer (CFO). Javier Arias will continue in the critical role of Vice President of Operations.</p>

Source: BendPak; Secondary Literature, Press Releases and MARKET MONITOR GLOBAL, INC, 2023

7.4 MAHA



7.4.1 MAHA Company Summary

Table 36. MAHA Company Summary

Item	Description
■ Company Name	MAHA
■ Website	https://www.maha.co.uk/
■ Establish Date	1968
■ Manufacturing Bases	Germany

■ Sales Regions	Global
■ Headquarters	Germany
■ Company Nature	Private
	TEL: +44 1945 580061
■ Contact Information	FAX: +44 1945 476664
	EMAIL:sales@maha.co.uk

Source: MAHA; Secondary Literature, Press Releases and MARKET MONITOR GLOBAL, INC, 2023

7.4.2 MAHA Business Overview

The MAHA Group is a German-based company that manufactures high-quality testing equipment and systems for the automotive industry. The company was founded in 1968 and has since become a leading provider of testing solutions for various sectors, including automotive, heavy-duty, and aerospace.

MAHA Group produces a wide range of testing equipment, including brake testers, suspension testers, emission testers, and dynamometers. The company's products are designed to meet the highest standards of quality and accuracy, ensuring reliable results for its customers.

7.4.3 MAHA Two-Post Lift Major Product Offerings

Table 37. MAHA Two-Post Lift Product Offerings

Product	Feature
	MA STAR 3.5 A
	VP 251232
	The 5-star lift MA STAR 3.5 A, which features stable torsion-resistant columns of rolled H-section steel, lifts cars and vans of up to 3.5 t. Symmetrical columns ensure that the lift width is kept to a minimum. The two post lift guarantees triple safety thanks to its spindle nut package, patented "giraffe" nut breakage detection and motor brake. The MA STAR also impresses with its straightforward plug and play commissioning as well as its intuitive, LED-based operation.



MA STAR 3.5 A STOCK

VP 251230

The 5-star lift MA STAR 3.5 A, which features stable torsion-resistant columns of rolled H-section steel, lifts cars and vans of up to 3.5 t. Its 45° rotated columns allow a wide opening angle for vehicle doors. The two post lift guarantees triple safety thanks to its spindle nut package, patented "giraffe" nut breakage detection and motor brake. The MA STAR also impresses with its straightforward plug and play commissioning as well as its intuitive, LED-based operation.



MA STAR 3.5 S

VP 251233

The 5-star lift MA STAR 3.5 A, which features stable torsion-resistant columns of rolled H-section steel, lifts cars and vans of up to 3.5 t. Symmetrical columns ensure that the lift width is kept to a minimum. The two post lift guarantees triple safety thanks to its spindle nut package, patented "giraffe" nut breakage detection and motor brake. The MA STAR also impresses with its straightforward plug and play commissioning as well as its intuitive, LED-based operation.



MA STAR 3.5 S STOCK

VP 251231

The 5-star lift MA STAR 3.5 A, which features stable torsion-resistant columns of rolled H-section steel, lifts cars and vans of up to 3.5 t. Symmetrical columns ensure that the lift width is kept to a minimum. The two post lift guarantees triple safety thanks to its spindle nut package, patented "giraffe" nut breakage detection and motor brake. The MA STAR also impresses with its straightforward plug and play commissioning as well as its intuitive, LED-based operation.



MA STAR 5.5

VP 451187

The 5-star lift MA STAR 5.5, which features stable and torsion-resistant columns of edged H-section steel, lifts cars and vans with a total weight of up to 5.5 t. The two post lift guarantees triple safety thanks to its spindle nut package with self-locking thread, "giraffe" (patent pending) nut breakage detection and motor brake. The MA STAR also impresses with its straightforward plug and play commissioning as well as its intuitive, LED-based operation.



MA STAR 5.5 STOCK

VP 451186

The 5-star lift MA STAR 5.5, which features stable and torsion-resistant columns of edged H-section steel, lifts cars and vans with a total weight of up to 5.5 t. The two post lift guarantees triple safety thanks to its spindle nut package with self-locking thread, "giraffe" (patent pending) nut breakage detection and motor brake. The MA STAR also impresses with its straightforward plug and play commissioning as well as its intuitive, LED-based operation.

**MA STAR 6.5**

VP 451190

The 5-star lift MA STAR 6.5, which features stable and torsion-resistant columns of edged H-section steel, lifts cars and vans with a total weight of up to 6.5 t. The two post lift guarantees triple safety thanks to its spindle nut package with self-locking thread, "giraffe" (patent pending) nut breakage detection and motor brake. The MA STAR also impresses with its straightforward plug and play commissioning as well as its intuitive, LED-based operation.

**MA STAR 6.5 STOCK**

VP 451189

The 5-star lift MA STAR 6.5, which features stable and torsion-resistant columns of edged H-section steel, lifts cars and vans with a total weight of up to 6.5 t. The two post lift guarantees triple safety thanks to its spindle nut package with self-locking thread, "giraffe" (patent pending) nut breakage detection and motor brake. The MA STAR also impresses with its straightforward plug and play commissioning as well as its intuitive, LED-based operation.

Source: MAHA and MARKET MONITOR GLOBAL, INC, 2023

7.4.4 MAHA in Europe and UK: Two-Post Lift Sales and Revenue in Global (2018-2023)

Table 38. MAHA Two-Post Lift Sales (Units), Revenue (US\$, Mn) and Average Price (US\$/Unit) & (2018-2023)

MAHA	2018	2019	2020	2021	2022	2023
Sales	1,433	1,413	1,286	1,357	1,411	1,493
Revenue	5.34	5.41	4.81	5.04	5.33	5.69
Price	3,726	3,829	3,740	3,714	3,777	3,811

Gross Margin	25.90%	25.82%	25.54%	21.45%	24.96%	23.05%
---------------------	--------	--------	--------	--------	--------	--------

Source: MAHA; Secondary Literature, Press Releases and MARKET MONITOR GLOBAL, INC, 2023

7.4.5 MAHA Key News & Latest Developments

Table 39. MAHA Key News & Latest Developments

Time	Description
2022	The jury of the Krafthand Technology Award selects MAHA's innovation, for which a patent has been filed in part – the ATS support plate system with individual and form-fit vehicle adapters, especially suitable for electric cars. One of the most significant awards the company receives this year.

Source: MAHA; Secondary Literature, Press Releases and MARKET MONITOR GLOBAL, INC, 2023

7.5 Cascos Lifts



7.5.1 Cascos Lifts Company Summary

Table 40. Cascos Lifts Company Summary

Item	Description
■ Company Name	Cascos Lifts
■ Website	https://www.cascos.es/
■ Establish Date	1965
■ Manufacturing Bases	Spain
■ Sales Regions	North Africa, America and Oceania
■ Headquarters	Spain
■ Company Nature	Private
■ Contact Information	TEL: +34 945 290 294 EMAIL: info@cascos.es

Source: Cascos Lifts; Secondary Literature, Press Releases and MARKET MONITOR GLOBAL, INC, 2023

7.5.2 Cascos Lifts Business Overview


Cascos Maquinaria S.A.U., located in Vitoria (Basque Country), in the North of Spain, close to the border with France. It is an area with a significant industrial sector, which has led to multinationals from all over the world, such as Mercedes Benz, Michelin, etc., establishing themselves there due the high level of professionalism and quality.

The origins of Cascos in the world of lifts date back to the 1960s, and in 1982 Cascos Maquinaria S.A. was founded, a leader in the Spanish market devoted to the design, manufacture and marketing of vehicle lifts.

The elevator products of Cascos Lifts are exported to European countries such as France, the United Kingdom, the Netherlands, Germany, etc. Cascos Lifts' internationalization policy has opened the door to markets in North Africa, America and Oceania.

7.5.3 Cascos Lifts Two-Post Lift Major Product Offerings

Table 41. Cascos Lifts Two-Post Lift Product Offerings

Product	Feature
	2 post lifts with solid base
	Chain transmission. Large rigid base. A classic since 1965.
	Quality. It is the traditional 2 post lift. Since it was launched onto the market, more than 50 years ago, it has been a market leader due to its simplicity and reliability. It is magnificent value for money.
	Function. The levelling between arms is carried out with a chain transmission integrated in the lift base. It is a system that is easy to assemble and maintain. Simple and reliable.
	It adapts better to poor quality floors than the models without bases.
	Safety. Like the rest of the ranges, they have the CE marking, issued by the most prestigious certification companies: Bureau Veritas and TÜV.
	Fitted with mechanical safety devices specially designed so they cannot be cancelled manually, to guarantee work within the highest standards of safety in the workplace, exceeding the

requirements of the EC regulations.

2 post lifts without base

Models without bases are increasingly common in all 4S Shop, due to their great advantages.

The carriages are synchronised electronically, leaving the area between the posts free. It is the evolution of our well-known 2 post lifts with solid base.

It is a 2 post lift that does not need a base or connection between posts. The cables (power supply of the motor and detectors) can pass through the overhead gantry or along the ground, leaving the workspace completely clear between the posts.



It is an ideal lift for bodywork tasks (space for bedplates and mini-bedplates) and in general for allowing liquid aspiration devices, tool carts and people to move around freely (preventing tripping and the need to keep an eye on the ground).

A NEW GENERATION OF LIFTS ILC (Intelligence Lift Control) an innovative control system developed by CASCOS that not only controls the operation of lift but also allows us to display on the LCD screen control information that improves the management and performance of the equipment in many aspects: safety warnings, useful information about the lift operation , operational alerts, maintenance notifications, instructions to follow in the most common breakdowns, userconfigured options such as working height, ID key to prevent unauthorized operation, etc... ILC is a new concept that will help you control and improve the profitability of your workshop all through a friendly menu.

Source: Cascos Lifts and MARKET MONITOR GLOBAL, INC, 2023

7.5.4 Cascos Lifts in Europe and UK: Two-Post Lift Sales and Revenue in Global (2018-2023)

Table 42. Cascos Lifts Two-Post Lift Sales (Units), Revenue (US\$, Mn) and Average Price (US\$/Unit) & (2018-2023)

Cascos Lifts	2018	2019	2020	2021	2022	2023
Sales	1,646	1,729	1,577	1,591	1,575	1,672
Revenue	5.15	5.57	4.98	4.99	5.06	5.41
Price	3,129	3,222	3,158	3,136	3,213	3,236
Gross Margin	26.00%	25.29%	24.21%	19.70%	23.63%	24.62%

Source: Cascos Lifts; Secondary Literature, Press Releases and MARKET MONITOR GLOBAL, INC, 2023

7.6 TWIN BUSCH Germany



7.6.1 TWIN BUSCH Germany Company Summary

Table 43. TWIN BUSCH Germany Company Summary

Item	Description
■ Company Name	TWIN BUSCH Germany
■ Website	https://www.twinbusch.de/
■ Establish Date	1997
■ Manufacturing Bases	Germany
■ Sales Regions	Global
■ Headquarters	Germany
■ Company Nature	Private

■ Contact Information

TEL: +49 (0) 6251-70585-0

EMAIL: info@twinbusch.de

Source: TWIN BUSCH Germany; Secondary Literature, Press Releases and MARKET MONITOR GLOBAL, INC, 2023


7.6.2 TWIN BUSCH Germany Business Overview

TWIN BUSCH Germany is a company that specializes in manufacturing automotive equipment and tools. The company was founded in 1997 and is based in Baden-Baden, Germany. TWIN BUSCH offers a wide range of products, including car lifts, tire changers, wheel balancers, air compressors, and other automotive tools and equipment.

TWIN BUSCH has a global presence, with distributors and dealers located in many countries around the world. The company also operates its own distribution centers in Germany, the United States, and China, allowing it to deliver its products quickly and efficiently to customers around the world.

7.6.3 TWIN BUSCH Germany Two-Post Lift Major Product Offerings

Table 44. TWIN BUSCH Germany Two-Post Lift Product Offerings

Product	Feature
	TW242A - 4200 kg
	Dual manual unlocking
	2 height adjustable lifting pads
	Lifting capacity: 4200 kg
	Max lifting height: 1900 mm/Ad 2050
	Low lifting point: 96 mm
	Lifting, lowering time (approx.): 45/30 sec.
	Power supply: 230V
	Motor power: 2,2 kW
	Fuse protection: 16 A / type C
	Weight: 600 kg
	Lifting height (Lifting pad screwed in): 1900 mm
	Lifting height (Lifting pad screwed out): 1940 mm
	Lifting height (Lifting pad+adapter screwed out): 2040 mm

Source: TWIN BUSCH Germany and MARKET MONITOR GLOBAL, INC, 2023

7.6.4 TWIN BUSCH Germany in Europe and UK: Two-Post Lift Sales and Revenue in Global (2018-2023)

Table 45. TWIN BUSCH Germany Two-Post Lift Sales (Units), Revenue (US\$, Mn) and Average Price (US\$/Unit) & (2018-2023)

TWIN BUSCH Germany	2018	2019	2020	2021	2022	2023
Sales	1,956	2,059	1,890	1,976	2,001	1,968
Revenue	3.67	3.96	3.60	3.71	3.85	3.85
Price	1,876	1,923	1,905	1,878	1,924	1,956
Gross Margin	26.84%	28.45%	29.71%	26.98%	30.14%	28.15%

Source: TWIN BUSCH Germany; Secondary Literature, Press Releases and MARKET MONITOR GLOBAL, INC, 2023

7.6.5 TWIN BUSCH Germany Key News & Latest Developments

Table 46. TWIN BUSCH Germany Key News & Latest Developments

Time	Description
2022	TWIN BUSCH is also a strong partner of motorsport in 2022. Through the sponsorship of TWIN BUSCH, TWIN BUSCH participates in the top events of German motorsport.

Source: TWIN BUSCH Germany; Secondary Literature, Press Releases and MARKET MONITOR GLOBAL, INC, 2023

7.7 Velyen



7.7.1 Velyen Company Summary

Table 47. Velyen Company Summary

Item	Description
■ Company Name	Velyen
■ Website	https://velyen.com/products/
■ Establish Date	1950

■ Manufacturing Bases	Spain
■ Sales Regions	Spain
■ Headquarters	Spain
■ Company Nature	Private
■ Contact Information	Phone: (+34) 962 543 073


Source: Velyen; Secondary Literature, Press Releases and MARKET MONITOR GLOBAL, INC, 2023

7.7.2 Velyen Business Overview

Velyen is a company focused on the design, manufacture, marketing and after-sales service of automotive lifts, active reception and MSU for automotive workshops.

7.7.3 Velyen Two-Post Lift Major Product Offerings

Table 48. Velyen Two-Post Lift Product Offerings

Product	Feature
	2 Post Lift Baseless 3500 Kg electromechanical
	Capacity: 3500 kg
	Internal width: 2795 mm
	Lifting height: 2000 mm
	Lifting time: 45 s
	Long support arm length: 860-1440 mm
	Min. height: 95 mm
	Motor power: 2 x 2.4 kW
	Overall width: 3540 mm
	Power supply: 3f ~ 230/400 V 50/60 Hz V/ph
	Short support arm length: 620-1250 mm
	Total height: 4040 mm

Source: Velyen and MARKET MONITOR GLOBAL, INC, 2023

7.7.4 Velyen in Europe and UK: Two-Post Lift Sales and Revenue in Global (2018-2023)

Table 49. Velyen Two-Post Lift Sales (Units), Revenue (US\$, Mn) and Average Price (US\$/Unit) & (2018-2023)

Velyen	2018	2019	2020	2021	2022	2023
Sales	915	971	899	904	949	979
Revenue	3.36	3.65	3.34	3.33	3.59	3.76
Price	3,672	3,759	3,715	3,684	3,783	3,841
Gross Margin	24.12%	25.29%	24.40%	19.92%	26.12%	27.59%

Source: Velyen; Secondary Literature, Press Releases and MARKET MONITOR GLOBAL, INC, 2023

7.8 EAE



7.8.1 EAE Company Summary

Table 50. EAE Company Summary

Item	Description
■ Company Name	EAE
■ Website	https://www.eae-ae.com/english/product/default-9.html
■ Establish Date	2003
■ Manufacturing Bases	China
■ Sales Regions	Global
■ Headquarters	China
■ Company Nature	Private
	Tel:0086-21-32500750/32500782
■ Contact Information	Fax:0086-21-32500785
	Mail:sales@eae-ae.com

Source: EAE; Secondary Literature, Press Releases and MARKET MONITOR GLOBAL, INC, 2023


7.8.2 EAE Business Overview

Since 2003, EAE Automotive Equipment Co., Ltd. has a manufacturing plant in Wujiang with more than 300 employees, focusing on passenger car and commercial vehicle service lifts, and has been one of the most cutting-edge exporters of garage equipment in China.

In recent years, EAE has made great progress in both overseas and Chinese market expansion. With a complete portfolio of passenger car lifts with a load capacity below 8000 kg manufactured in-house at the Wujiang manufacturing facility, EAE's products and solutions are in use in more than 90 countries. In addition, EAE has also been extremely successful in the domestic passenger car lift market, and has won many awards, projects, approvals and certifications from world-renowned car manufacturers.

7.8.3 EAE Two-Post Lift Major Product Offerings

Table 51. EAE Two-Post Lift Product Offerings

Product	Feature
	<p>E28 8.0T Two independent columns</p> <ul style="list-style-type: none"> • With the maximum capacity being up to 8000KG, it is especially suitable for lifting large Pick-ups, MPVs, Vans, medium buses and loaded vehicles. • Each column has an independent control and hydraulic power unit which provides adequate power for fast lifting and make it able to control at either side • No interconnected ropes, hoses or wires between the two posts provides a free and unobstructed working space • Synchronization is automatically achieved by wireless communication technology and deviation is only allowed within a safe range • Pure hydraulic drive, no lifting elements like lead screws, chains or wire ropes • Less maintenance cost in the long run. Less installation work and more adaptable to various spaces



62CE | 3.5T/4.2T/5.0T/6.0T Electrical release and with APS tech

- Clear floor design for easy movement of maintenance equipment under the raised vehicle
- With APS technology
- 1900mm lifting height
- 3500kg /4200kg/5000kg/6000kg lifting capacity
- Durable cylinders in each column carry with anti-surge valves
- Screw-up lifting pads with clearance height less than 100mm
- The arm locks engage and disengage automatically
- 3-stage short arm and 2-stage long arm.(62C 3.5T/4.2T)
- More flexible three stage arms.(62C 5.0T/6.0T)
- Vehicle roof protective device
- Standard aluminum motor avoids overheating and ensures long service life

- Durable powder coating.
- Standard door protection pads to prevent possible damage when open the door without caution
- Standard column curtain
- Pre-fixed hydraulic pressure prevents overloading operation
- ABS control box with rubber gasket sealing
- CE certificated

6214EKZ/6215EKZ | 4.0T/5.0T Electrical release, Asymmetric column and with APS tech



- Baseless design for easy movement of maintenance equipment under the raised vehicle
- 30 degree of columns installation leaves more space for opening the door
- Electrical release, just press Up and Down button to operate the lift
- The four triple stage arms combination accommodates a wide range of vehicles from Smart to Sprinter, light van
- Only 45 seconds raising time with optional quick motor to shorten your service time
- Durable cylinders in each column carry with anti-surge valves
- With vehicle roof protection. The power system switches off when vehicle roof touches the rubber protected overhead bar

- Screw-up lifting pads with clearance height less than 100mm
- The arm locks engage and disengage automatically
- Aluminum motor avoids overheated and ensures long service life
- Durable powder coating
- Standard door protection pads to prevent possible damage to the door opened without caution
- Pre-fixed hydraulic pressure prevents overloading operation
- Standard chain protection curtain
- ABS control box with rubber gasket sealing

E25 | 5.0T Two independent columns



- With a maximum capacity of 5000kg, it is especially suitable for lifting large pickups, SUVs, MPVs, vans, small caravans, medium buses and light trucks
- No more obstructions at your feet and let you and your tool cart move easier under the lifted vehicle
- Fast and stable wireless data transmission
- Synchronization is reached by the latest wireless control technology. No extra wire rope is used for balance purpose
- Network, data transmission and deviation in synchronization are constantly monitored
- Pure hydraulic drive, no lifting elements like lead screws, or wire ropes
- Less installation work
- Less cost for maintenance in the long run
- Button control, easy and convenient

C9M/C10M | 3.5T/4.2T One side manual release



- Single side release for mechanical safety locking unit
- Cylinder straight top device, run more smoothly
- The arm locks engage and disengage automatically
- Durable cylinders in each column carry with anti-surge valves
- With vehicle roof protection
- Standard door protection pads to prevent possible damage to the door opened without caution
- Pre-fixed hydraulic pressure prevents overloading operation
- Screw-up lifting pads with clearance height less than 100mm
- Standard column curtain



- 24V safe control system

62BE | 3.5T/4.2T/5.0T Electrical release and with APS tech

- Base Plate type design for low ceiling workshops and garges
- With APS technology
- 1900mm lifting height
- 3500kg/4200kg/5000kg lifting capacity
- Durable cylinders in each column carry with anti-surge valves
- Screw-up lifting pads with clearance height less than 100mm
- 3-stage short arm and 2-stage long arm.(62B 3.5T/4.2T)
- More flexible three stage arms.(62B 5.0T)
- The arm locks engage and disengage automatically
- Standard aluminum motor avoids overheated and ensures long service life
- Durable powder coating
- Standard door protection pads to prevent possible damage to the door opened without caution
- Standard column curtain
- Pre-fixed hydraulic pressure prevents overloading operation
- Standard chain protection curtain
- ABS control box with rubber gasket sealing
- CE certificated

Source: EAE and MARKET MONITOR GLOBAL, INC, 2023

7.8.4 EAE in Europe and UK: Two-Post Lift Sales and Revenue in Global (2018-2023)

Table 52. EAE Two-Post Lift Sales (Units), Revenue (US\$, Mn) and Average Price (US\$/Unit) & (2018-2023)

EAE	2018	2019	2020	2021	2022	2023
Sales	1,533	1,559	1,443	1,540	1,534	1,595
Revenue	2.65	2.73	2.45	2.57	2.60	2.75
Price	1,729	1,751	1,698	1,669	1,695	1,724
Gross Margin	25.26%	24.45%	24.08%	21.20%	25.22%	26.30%

Source: EAE; Secondary Literature, Press Releases and MARKET MONITOR GLOBAL, INC, 2023

7.8.5 EAE Key News & Latest Developments

Table 53. EAE Key News & Latest Developments

Time	Description
2022	EAE strengthen their collaboration with BYD recently, by providing lifting equipment and services for after-sales service stores of its brands Ocean, Dynasty and Denza nationwide.
2022	EAE Mobile Lifting Platform MS12M was recently awarded “Top 20 Tools 2021” by magazine Automobile Repair and Maintenance. MS12M can be used to disassemble & assemble batteries and motors of new energy vehicle, as well as engines and chassis system components of fuel vehicle.

Source: EAE; Secondary Literature, Press Releases and MARKET MONITOR GLOBAL, INC, 2023

7.9 Consul Werkstattausrüstung GmbH



7.9.1 Consul Werkstattausrüstung GmbH Company Summary

Table 54. Consul Werkstattausrüstung GmbH Company Summary

Item	Description
■ Company Name	Consul Werkstattausrüstung GmbH
■ Website	https://www.consul-gmbh.com/
■ Establish Date	1953
■ Manufacturing Bases	Germany
■ Sales Regions	Global
■ Headquarters	Germany
■ Company Nature	Private
■ Contact Information	Phone: +49 (0)2353-70090 Fax: +49 (0)2353-12515 Email: info@consul-gmbh.com

Source: Consul Werkstattausrüstung GmbH; Secondary Literature, Press Releases and MARKET MONITOR GLOBAL, INC, 2023


7.9.2 Consul Werkstattausrüstung GmbH Business Overview

As a specialist for standard and special lifting equipment for automotive companies and the automotive industry, Consul Werkstattausrüstung GmbH serves customers all over the world. Furthermore, the product range of Consul Werkstattausrüstung GmbH includes equipment and services for the supply of lubricants and their handling. In addition to 4S Shop, car manufacturers and companies in the oil industry, Consul Werkstattausrüstung GmbH now also supplies customers in the food industry in the area of edible oil processing.

7.9.3 Consul Werkstattausrüstung GmbH Two-Post Lift Major Product

Offerings

Table 55. Consul Werkstattausrüstung GmbH Two-Post Lift Product Offerings

Product	Feature
	<p>Consul 2 post lift 2.30 EasyLift</p> <p>Product Description:</p> <p>Multi purpose lift incl. asymmetric lifting arms, suitable for vehicles up to 3.000 kg, chain driven lift.</p>
	<p>Design features:</p> <ul style="list-style-type: none"> Special rolled section columns Installation rectangular to drive-on direction Carriage guided by 6 rollers Bronze load nut / cast alloy safety nut Oil dispenser for supporting lubrication Broken nut raise lock-down features Acoustic foot protection Softline push-button control with computer guided leveling system Lockable main switch directly on the post Complete covering of post interior Cushioning door stop, adjustable pick-up plate (approx. 25 mm) Arm locking device (easily adjustable), locking at 300 mm Chain failure safety

Belt drive motor, chain connection to slave column
 Base frame free version with galvanized chain cover (approx. 35 mm high)
 Optional: Self supporting base frame; 2nd control unit
 Protection class IP 54, GS-approved, DIN EN 1493, CE-approved

Specifications:

Capacity	kg	3.000
Lifting height	mm	approx. 2.005*
Lifting-/ lowering time	s	approx. 45
Swivel-in height	mm	approx. 85**
Arm extension range	mm	approx. 430 - 880 (3 pcs.) approx. 830 - 1.330 (2 pcs.)
Set-up width/height	mm	approx. 3.250 / 2.565
Drive-through width	mm	approx. 2.290
Clear distance column	mm	approx. 2.630
Power	kW	1x 3,0
Power supply (elec.)	V/Hz	400 / 50
Fuse protection (elec.)	A slow-blow	16

Source: Consul Werkstattausrüstung GmbH and MARKET MONITOR GLOBAL, INC, 2023

7.9.4 Consul Werkstattausrüstung GmbH in Europe and UK: Two-Post Lift

Sales and Revenue in Global (2018-2023)

Table 56. Consul Werkstattausrüstung GmbH Two-Post Lift Sales (Units), Revenue (US\$, Mn) and Average Price (US\$/Unit) & (2018-2023)

Consul Werkstattausrüstung GmbH	2018	2019	2020	2021	2022	2023
Sales	1,029	1,062	961	1,011	1,033	1,051
Revenue	2.09	2.19	1.95	2.03	2.14	2.21
Price	2,031	2,062	2,029	2,008	2,072	2,103
Gross Margin	26.39%	24.66%	22.87%	21.52%	21.84%	21.53%

Source: Consul Werkstattausrüstung GmbH; Secondary Literature, Press Releases and MARKET MONITOR GLOBAL, INC, 2023

7.9.5 Consul Werkstattausrüstung GmbH Key News & Latest Developments

Table 57. Consul Werkstattausrüstung GmbH Key News & Latest Developments

Time	Description
------	-------------

2022

Consul Werkstattausrüstung GmbH presents a new generation of hydraulic lifts - the HD FLEX® series: HD FLEX® 2.35, HD FLEX® 2.40, HD FLEX® 2.45, HD FLEX® 2.55, HD FLEX® 2.55G, HD FLEX® 2.65, HD FLEX® 2.70.

Source: Consul Werkstattausrüstung GmbH; Secondary Literature, Press Releases and MARKET MONITOR GLOBAL, INC, 2023

7.10 Automotech



7.10.1 Automotech Company Summary

Table 58. Automotech Company Summary

Item	Description
■ Company Name	Automotech
■ Website	https://automotechservices.co.uk/
■ Establish Date	1972
■ Manufacturing Bases	UK
■ Sales Regions	UK
■ Headquarters	UK
■ Company Nature	Private
■ Contact Information	Tel: 01889 579945

Source: Automotech; Secondary Literature, Press Releases and MARKET MONITOR GLOBAL, INC, 2023

7.10.2 Automotech Business Overview

Established in 1972, Automotech has been providing premium garage equipment and services to master mechanics for nearly half a century.

7.10.3 Automotech Two-Post Lift Major Product Offerings

Table 59. Automotech Two-Post Lift Product Offerings

Product	Feature
	<p>AS-230SP 3.0T CAPACITY SHORT 2 POST LIFT</p> <p>DESCRIPTION:</p> <p>The AS-230SP has been designed by Automotech Services for customers who require the versatility of a 2 Post Lift but have a low ceiling or roof height.</p> <p>The post height is only 2024mm which is ideal for many workshops and domestic garages.</p> <p>FEATURES:</p> <ul style="list-style-type: none"> • 3000Kg Capacity • Post height 2024mm • Outside post width 3290mm • Low profile screw adjustable lift pads at 100mm • Lifting height 1500mm • Lift pad extensions included • Floor bolts included • Low maintenance due to hydraulic design • Parachute valves inside hydraulic rams • Low voltage control system
	<p>AS-6150A TWIN HYDRAULIC RAM, 2 POST LIFT</p> <p>DESCRIPTION:</p> <p>This lift is ideal for lifting large vans and commercial vehicles, with its huge lifting capacity of 5000Kg. The design of the arms will also allow the machine to be used on cars.</p> <p>FEATURES:</p> <ul style="list-style-type: none"> • Lifting capacity 5T • Lift height 1900mm • Minimum height 120mm • 3 stage lifting arms

- Safety locks in each post
- Lift pad extensions included
- 240v single phase or 415v 3 phase

Source: Automotech and MARKET MONITOR GLOBAL, INC, 2023

7.10.4 Automotech in Europe and UK: Two-Post Lift Sales and Revenue in Global (2018-2023)

Table 60. Automotech Two-Post Lift Sales (Units), Revenue (US\$, Mn) and Average Price (US\$/Unit) & (2018-2023)

Automotech	2018	2019	2020	2021	2022	2023
Sales	594	596	578	587	624	642
Revenue	1.18	1.21	1.16	1.16	1.25	1.31
Price	1,987	2,030	2,007	1,976	2,003	2,040
Gross Margin	25.22%	23.90%	25.40%	21.89%	23.63%	21.75%

Source: Automotech; Secondary Literature, Press Releases and MARKET MONITOR GLOBAL, INC, 2023

7.11 LAUNCH Europe GmbH



7.11.1 LAUNCH Europe GmbH Company Summary

Table 61. LAUNCH Europe GmbH Company Summary

Item	Description
■ Company Name	LAUNCH Europe GmbH
■ Website	https://launch-europe.eu/
■ Establish Date	2003
■ Manufacturing Bases	Germany
■ Sales Regions	Europe
■ Headquarters	Germany

■ Company Nature	Private
■ Contact Information	TEL: +49 (0) 2273-9875-0 EMAIL: info@launch-europe.de

Source: LAUNCH Europe GmbH; Secondary Literature, Press Releases and MARKET MONITOR GLOBAL, INC, 2023


7.11.2 LAUNCH Europe GmbH Business Overview

Founded in 2003 and based in Kerpen near Cologne, LAUNCH Europe GmbH is a specialist in automotive workshop equipment.

LAUNCH Europe GmbH's parent company LAUNCH Tech Co. Ltd. was founded in 1992 and is today one of the world's leading manufacturers of workshop equipment.

7.11.3 LAUNCH Europe GmbH Two-Post Lift Major Product Offerings

Table 62. LAUNCH Europe GmbH Two-Post Lift Product Offerings

Product	Feature
	TLT-235 SBA
	With an overall height of 2.860 mm and a lifting capacity of 3.5 t, the LAUNCH lift TLT-235 SBA is ideal for lifting cars up to small vans. Due to the small overall width and height, as well as the low drive-over plate, this variant of our TLT series is very space-saving and particularly popular with smaller workshops
	Features
	Safety valve against burst hoses
	Level compensation of the two lift trucks by means of rope control
	Stop function during lowering according to CE specification
	Lowering with one-touch
	Electromagnetic unlocking
	Scratch-resistant powder coating
	Electromechanical height limitation



TLT-240 SCA

With an overall height of 3.840 mm and a load capacity of 4 t, the LAUNCH lift TLT-240 SCA is ideal for lifting off-road vehicles, vans and other high vehicles. The electric control system and electromagnetic unlocking also enable user-friendly operation.

Features

Safety valve against burst hoses

Level compensation of the two lift trucks by means of rope control


Stop function during lowering according to CE specification

Lowering with one-touch

Electromagnetic unlocking

Scratch-resistant powder coating

Electromechanical height limitation



TLTE-40 SCA

With a total height of 4.840 mm and a lifting capacity of 4 t, the LAUNCH lift TLTE-40 SCA is ideal for lifting off-road vehicles, vans and other high vehicles. The electric control system and electromagnetic unlocking enable user-friendly operation.

Features

Double hydraulic cylinders and high strength chain drives ensure a stable and smooth lifting as well as lowering operation

Level compensation of the two lift trucks by means of rope control

CE stop lowering function for increased safety complies with CE norms

Electromechanical limit switch prevents damage to the vehicle when raising the platform

Scratch-resistant powder coating



TLT-250 AT

With a total height of 4.810 mm and 5 t lifting capacity, the LAUNCH TLT-250 AT lift is ideal for lifting various off-road vehicles, vans and many other vehicles.

Features

Safety valve against burst hoses and foot protection

Level compensation of the two lift trucks by means of rope control

Electromechanical height limitation

Manual unlocking

Source: LAUNCH Europe GmbH and MARKET MONITOR GLOBAL, INC, 2023

7.11.4 LAUNCH Europe GmbH in Europe and UK: Two-Post Lift Sales and Revenue in Global (2018-2023)

Table 63. LAUNCH Europe GmbH Two-Post Lift Sales (Units), Revenue (US\$, Mn) and Average Price (US\$/Unit) & (2018-2023)

LAUNCH Europe GmbH	2018	2019	2020	2021	2022	2023
Sales	396	417	382	381	392	389
Revenue	0.90	0.95	0.86	0.84	0.88	0.89
Price	2,273	2,278	2,251	2,205	2,245	2,288
Gross Margin	25.86%	26.57%	28.53%	25.04%	28.56%	28.31%

Source: LAUNCH Europe GmbH; Secondary Literature, Press Releases and MARKET MONITOR GLOBAL, INC, 2023

7.12 Boston Garage Equipment



7.12.1 Boston Garage Equipment Company Summary

Table 64. Boston Garage Equipment Company Summary

Item	Description
------	-------------

■ Company Name	Boston Garage Equipment
■ Website	https://www.bostonequipment.com/
■ Establish Date	2002
■ Manufacturing Bases	UK
■ Sales Regions	UK
■ Headquarters	UK
■ Company Nature	Private
■ Contact Information	T: +44 (0)1708 525585 E: sales@bostonequipment.com


Source: Boston Garage Equipment; Secondary Literature, Press Releases and MARKET MONITOR GLOBAL, INC, 2023

7.12.2 Boston Garage Equipment Business Overview

Boston Garage Equipment is a leading manufacturer and supplier of quality automotive workshop equipment. Boston Garage Equipment is a strong supporter of British engineering, Boston Garage Equipment products and software are designed and manufactured in the UK wherever possible.

7.12.3 Boston Garage Equipment Two-Post Lift Major Product Offerings

Table 65. Boston Garage Equipment Two-Post Lift Product Offerings

Product	Feature
	<p>Hydraulic Two Post Car Lifts</p> <p>Hydraulic vehicle lifts use very little power when lowering making them cheaper to run on average than mechanical screw models.</p> <p>The lack of wearing parts such as lifting nuts and screws mean that hydraulic vehicle lifts tend to last longer</p> <p>Hydraulic lifts usually require less maintenance throughout their lifespan</p> <p>Maximum installed heights can be greater, depending on the model, meaning that higher workshop ceilings are required. Our 7T model, for example, has a maximum frame height of 5.2m.</p>



Mechanical Screw Two Post Vehicle Lifts

Mechanical screw vehicle lifts are generally cheaper to purchase than hydraulic models

They tend to be quicker to install than hydraulic vehicle lifts

With maximum lift heights of as little as 2.6m (BZ230-E 3T model), our mechanical screw range can be a good option for railway arch 4S Shop and workshops with lower ceiling heights.

Mechanical vehicle lifts travel up and down on a screw and can lock in any position making it easier to work on a specific area of a vehicle. On the other hand, hydraulic lifts have locking positions that can be 4-5 inches apart due to gaps between the locking grooves.

Source: Boston Garage Equipment and MARKET MONITOR GLOBAL, INC, 2023

7.12.4 Boston Garage Equipment in Europe and UK: Two-Post Lift Sales and Revenue in Global (2018-2023)

Table 66. Boston Garage Equipment Two-Post Lift Sales (Units), Revenue (US\$, Mn) and Average Price (US\$/Unit) & (2018-2023)

Boston Garage Equipment	2018	2019	2020	2021	2022	2023
Sales	465	495	471	477	507	524
Revenue	0.82	0.88	0.82	0.83	0.90	0.95
Price	1,763	1,778	1,741	1,740	1,775	1,813
Gross Margin	23.89%	22.30%	21.57%	17.89%	21.36%	21.17%

Source: Boston Garage Equipment; Secondary Literature, Press Releases and MARKET MONITOR GLOBAL, INC, 2023

7.12.5 Boston Garage Equipment Key News & Latest Developments

Table 67. Boston Garage Equipment Key News & Latest Developments

Time	Description
2023	DVSA Announces Changes to MOT Equipment Calibrations

Source: Boston Garage Equipment; Secondary Literature, Press Releases and MARKET MONITOR GLOBAL, INC, 2023

7.13 Totalkare Ltd



7.13.1 Totalkare Ltd Company Summary

Table 68. Totalkare Ltd Company Summary

Item	Description
■ Company Name	Totalkare Ltd
■ Website	https://totalkare.co.uk/
■ Establish Date	1953
■ Manufacturing Bases	UK
■ Sales Regions	UK
■ Headquarters	UK
■ Company Nature	Private
■ Contact Information	TEL: 0121 585 2727

Source: Totalkare Ltd; Secondary Literature, Press Releases and MARKET MONITOR GLOBAL, INC, 2023

7.13.2 Totalkare Ltd Business Overview

Totalkare is the UK's leading provider of lifting and testing solutions for heavy duty commercial workshops, with customers ranging from small family businesses through to multi-national transport operators and logistics companies.

7.13.3 Totalkare Ltd Two-Post Lift Major Product Offerings

Table 69. Totalkare Ltd Two-Post Lift Product Offerings

Product	Feature
---------	---------



With a range of lifting capacities, electro-hydraulic two post lift from Totalkare is designed for companies with a large fleet of vans that require regular maintenance and repair work. Due to its high load bearing capacity, the two post lift from Totalkare is especially suitable for light duty commercial vehicles such as vans, minibuses and pickup trucks through to small heavy vehicles. The two post lift is specifically designed for vehicles with long wheel bases such as Mercedes-Benz Sprinter and Volkswagon Crafter vans.

The two post lift is an ideal solution when a fixed post lift is needed and the flexibility of a mobile vehicle lift is not required. The telescopic arms allow the two post lift to be easily adjusted to fit a variety of vehicles and even with the lifting arms at their full extent. The simple drive-in action allows for quick set up for swift inspections of vehicles.

FEATURES

A range of capacities available: 4,500kg, 5,000kg, 5,500kg, 6,500kg, 7,000kg

Electro Hydraulic design

Non load bearing cables ensure even lifting and lowering

Each column equipped with their own control unit

Double S profile of the lifting columns provides utmost stability at minimum space requirements

Baseless frame free design

Lifting speed from 30-60sec depending on model

A range of optional extras for specific lifting of Sprinter/Crafter vans are also available

Source: Totalkare Ltd and MARKET MONITOR GLOBAL, INC, 2023

7.13.4 Totalkare Ltd in Europe and UK: Two-Post Lift Sales and Revenue in Global (2018-2023)

Table 70. Totalkare Ltd Two-Post Lift Sales (Units), Revenue (US\$, Mn) and Average Price (US\$/Unit) & (2018-2023)

Totalkare Ltd	2018	2019	2020	2021	2022	2023
Sales	289	296	273	287	298	299
Revenue	0.68	0.72	0.65	0.68	0.71	0.72
Price	2,353	2,432	2,381	2,369	2,383	2,408
Gross Margin	25.79%	25.07%	23.53%	18.83%	23.70%	21.81%

Source: Totalkare Ltd; Secondary Literature, Press Releases and MARKET MONITOR GLOBAL, INC, 2023

7.13.5 Totalkare Ltd Key News & Latest Developments

Table 71. Totalkare Ltd Key News & Latest Developments

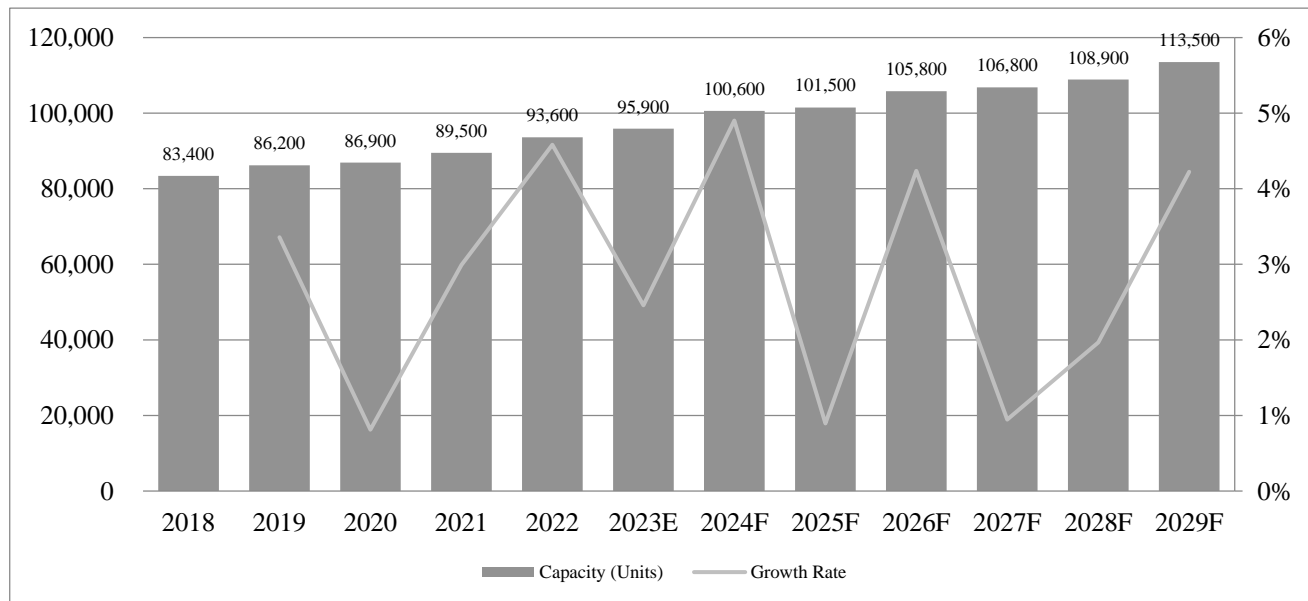
Time	Description
2023	Totalkare is pleased to announce its return to premier rail industry event Railtex & Infrarail in 2023, for what will be fourth consecutive year.

Source: Totalkare Ltd; Secondary Literature, Press Releases and MARKET MONITOR GLOBAL, INC, 2023

8 Europe and UK Two-Post Lift Production Capacity, Analysis

8.1 Europe and UK Two-Post Lift Production Capacity, 2018-2029

Figure 26. Europe and UK Two-Post Lift Production Capacity (Units), 2018-2029



Source: Secondary Literature, Press Releases and MARKET MONITOR GLOBAL, INC, 2023

8.2 Two-Post Lift Production Capacity of Key Manufacturers in Europe and UK market

Table 72. Two-Post Lift Capacity of Key Manufacturers in Europe and UK market, 2021-2023 (Units)

Quantity (Units)	2021	2022	2023
Vehicle Service Group	23,900	25,700	27,200
Nussbaum (Steril Group)	13,800	14,100	15,100
MAHA	3,100	3,300	3,600
Cascos Lifts	3,500	3,500	3,700
Twin Busch GmbH	4,500	4,500	4,600
Velyen	2,000	2,200	2,300
Consul Werkstattausrüstung GmbH	2,300	2,500	2,500

Automotech	1,400	1,500	1,500
LAUNCH Europe GmbH	900	900	900
Boston Garage Equipment	1,100	1,200	1,200
Totalkare Ltd	700	700	700
Other Companies	24,000	23,200	23,800
Total	90,100	92,300	96,000

Source: Above companies and MARKET MONITOR GLOBAL, INC, 2023

Table 73. Europe and UK Two-Post Lift Capacity Market Share of Key Manufacturers, 2021-2023

Company	2021	2022	2023
Vehicle Service Group	26.53%	27.84%	28.33%
Nussbaum (Steril Group)	15.32%	15.28%	15.73%
MAHA	3.44%	3.58%	3.75%
Cascos Lifts	3.88%	3.79%	3.85%
Twin Busch GmbH	4.99%	4.88%	4.79%
Velyen	2.22%	2.38%	2.40%
Consul Werkstattausrüstung GmbH	2.55%	2.71%	2.60%
Automotech	1.55%	1.63%	1.56%
LAUNCH Europe GmbH	1.00%	0.98%	0.94%
Boston Garage Equipment	1.22%	1.30%	1.25%
Totalkare Ltd	0.78%	0.76%	0.73%
Other Companies	26.64%	25.14%	24.79%
Total	100%	100%	100%

Source: Above companies and MARKET MONITOR GLOBAL, INC, 2023

9 Key Market Trends, Opportunity, Drivers and Restraints

9.1 Market Opportunities & Trends

Table 74. Two-Post Lift Market Opportunities & Trends in Europe and UK market

Increase in automobile manufacturing units, vehicle service centers, and 4S Shop owing to rising number of vehicle users is expected to drive the demand for two lifts in the near future.

Manufacturers are investing heavily in product development. For example, they are making post lifts with heavy lifting capabilities at a reasonable price. This is likely to increase the demand for 2-post lifts during the forecast period.

The growing popularity of environment-friendly vehicle lifts will be one of the key trends in the automotive two post lifts market that will gain immense traction over the next five years.

Source: Secondary Sources and MARKET MONITOR GLOBAL, INC, 2023

9.2 Market Drivers

Table 75. Two-Post Lift Market Drivers in Europe and UK market

Increase in demand for vehicles has boosted the demand for vehicle service centers, 4S Shop, and parking areas. This is driving the demand for two post lifts across the globe.

The market for two-post lifts is primarily driven by the demand for automotive repair and maintenance services. As the number of vehicles on the road increases, so does the need for automotive services, and two-post lifts play a crucial role in facilitating efficient and effective repair and maintenance.

Two post lift is an inexpensive way to raise the most amount of weight. It helps the operator access all parts of the vehicle, including wheel assemblies, with ease, unlike four post lift, which entails an extra cost. Demand for two post lifts is high in 4S Shop, as they help raise cars higher in low ceiling 4S Shop.

Two post lift provides the clearance that is important to complete automotive repair tasks that cannot be completed with an ordinary floor iack. It further allows total access to the vehicle's undercarriage for auto repair tasks such as installation of an exhaust system or changing of the oil. This is augmenting the demand for two post lifts.

Source: Secondary Sources and MARKET MONITOR GLOBAL, INC, 2023

9.3 Market Restraints

Table 76. Two-Post Lift Market Restraints in Europe and UK market

One of the major restraints of the two-post lift market is the high initial cost of the equipment, which can be a significant barrier for smaller auto repair shops and DIY enthusiasts with limited budgets. The cost of installation and maintenance also adds to the overall expense.

Another restraint is the availability of space in garages and workshops. Two-post lifts require a considerable amount of space, both vertically and horizontally, which can be a challenge for small or crowded garages.

Safety concerns also pose a restraint to the two-post lift market. If not used properly or if maintenance is neglected, two-post lifts can pose a safety risk to operators and the vehicles being lifted. This has led to stricter safety regulations and standards, which can increase the cost and complexity of the equipment.

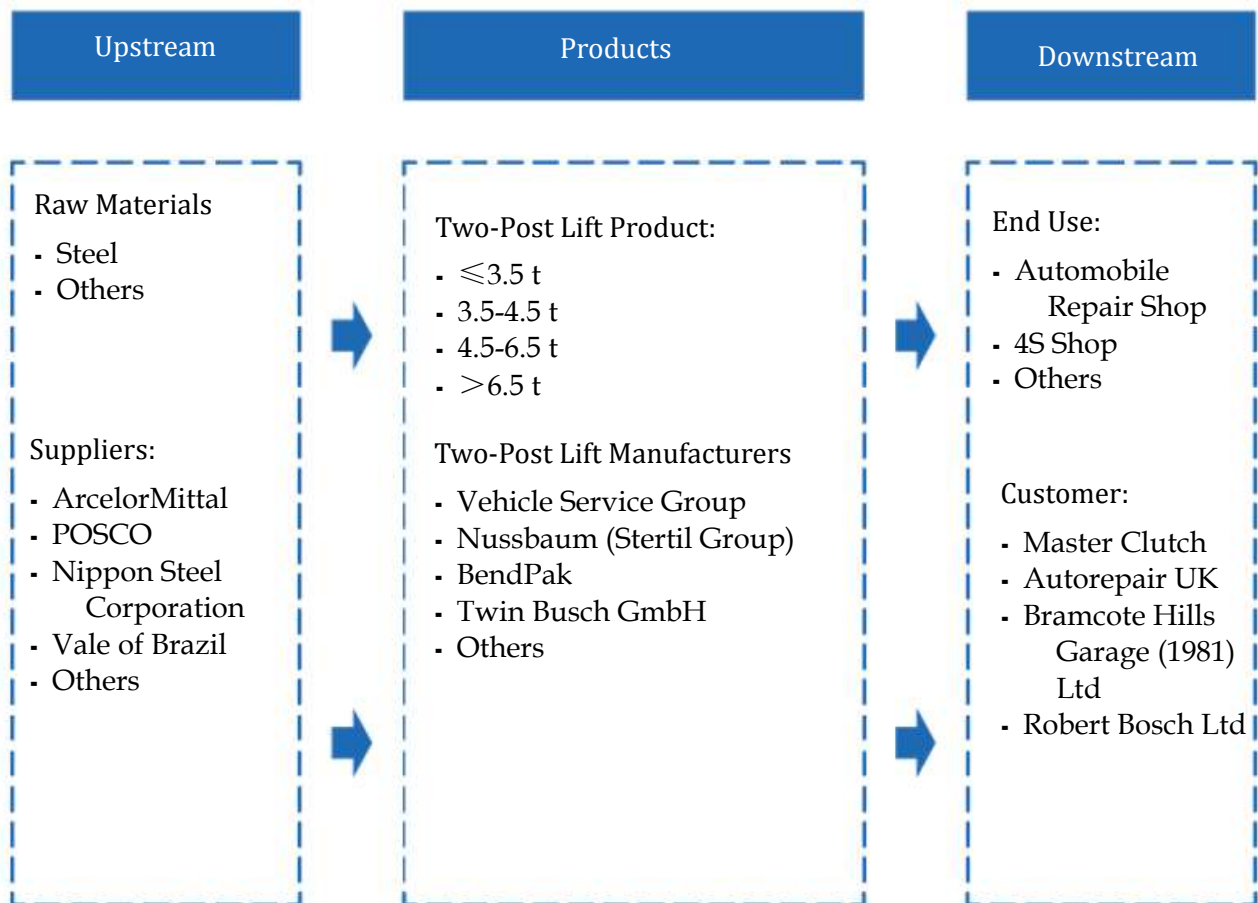
Finally, the increasing adoption of electric and hybrid vehicles with different weight distribution and battery locations can also pose a challenge for the two-post lift market, as it requires specialized equipment to safely lift and service these vehicles..

Source: Secondary Sources and MARKET MONITOR GLOBAL, INC, 2023

10 Two-Post Lift Supply Chain Analysis

10.1 Two-Post Lift Industry Value Chain

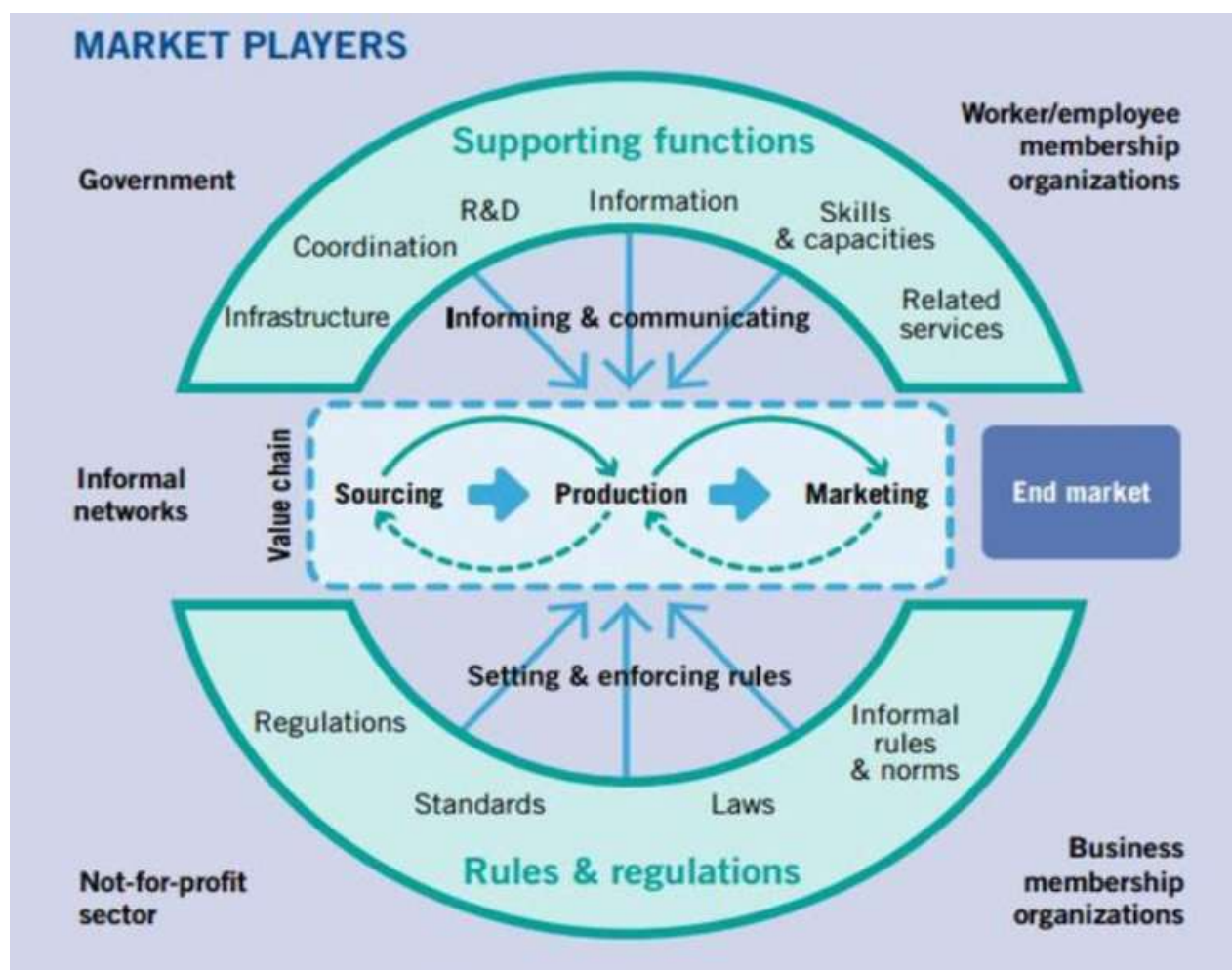
Figure 27. Two-Post Lift Industry Value Chain



Source: Secondary Sources and MARKET MONITOR GLOBAL, INC, 2023

The term Value Chain refers to the fact that value is added to preliminary products through the combination of other resources (for example tools, manpower, knowledge and skills, other raw materials or preliminary products). As the product passes through several stages of the value chain, the value of the product increases.

The figure below (from the manual) sketches the value chain approach and aspects to be considered:



10.2 Two-Post Lift Upstream Market

Table 77. Two-Post Lift Raw Materials

Top Impacts	Description
Steel	Steel is an alloy of iron and carbon with improved strength and fracture resistance compared to other forms of iron. Many other elements may be present or added. Stainless steels that are corrosion- and oxidation-resistant typically need an additional 11% chromium. Because of its high tensile strength and low cost, steel is used in buildings, infrastructure, tools, ships, trains, cars, machines, electrical appliances, and weapons.
	Iron is the base metal of steel. Depending on the temperature, it can take two crystalline forms (allotropic forms): body-centred cubic and face-centred cubic. The interaction of the allotropes of iron with the alloying elements, primarily carbon, gives steel and cast iron their range of unique properties. In pure iron, the crystal structure has relatively little resistance to the iron atoms slipping past one another, and so pure iron is quite ductile, or soft and

easily formed. In steel, small amounts of carbon, other elements, and inclusions within the iron act as hardening agents that prevent the movement of dislocations.

Source: Secondary Sources, Expert Interviews and MARKET MONITOR GLOBAL, INC, 2023

Table 78. Two-Post Lift Raw Materials Suppliers in Europe and UK market

Company	Headquarters	Website
ArcelorMittal	Luxembourg	https://corporate.arcelormittal.com/
POSCO	South Korean	https://www.posco.co.kr/
Nippon Steel Corporation	Japan	https://www.nipponsteel.com/
Vale of Brazil	Brazil	https://www.vale.com/brazil

Source: Secondary Sources, Expert Interviews and MARKET MONITOR GLOBAL, INC, 2023

10.3 Two-Post Lift Downstream and Clients

Table 79. Typical Two-Post Lift Downstream

Downstream	Description
Automobile Repair Shop	Auto two-post lifts are standard equipment in all auto repair shops, helping workers to be more efficient.
4S Shop	Two-post lifts are also widely used in car sales and service 4S stores.

Source: Secondary Sources, Expert Interviews and MARKET MONITOR GLOBAL, INC, 2023

Table 80. Two-Post Lift Downstream Clients in Europe and UK market

Clients	Headquarters	Website
Master Clutch	UK	https://www.masterclutchac.co.uk/
Autorepair UK	UK	https://www.autorepairuk.co.uk/
Bramcote Hills Garage (1981) Ltd	UK	https://www.bramcotehillsgarageltd.co.uk/car-repairs
Robert Bosch Ltd	Germany	https://www.boschcarservice.com/gb/en

Source: Above companies and Secondary Sources, Expert Interviews and MARKET MONITOR GLOBAL, INC, 2023

10.4 Marketing Channels Analysis

10.4.1 Marketing Channels

10.4.1.1 Direct Channels

A marketing channel that does not use intermediaries to distribute the product. Direct sales are selling directly to consumers away from a static commercial or physical location. In today's modern world of direct selling, deals can be closed via personal arrangements, in-person demos, and of course online direct sales.

A direct sales channel requires building and managing a sales team. The sales team needs to be close to your target markets so if you plan to sell in multiple markets you will likely need local sales teams which may add an additional cost and management overhead

10.4.1.2 Indirect Channels

Effective scaling – if you have an established channel model with the respective revenue sharing, co-marketing, incentives and other plans, you can scale very effectively by adding more channel partners into that mix. One partner manager can manage multiple partnerships and that in effect will bring in revenue that would require an entire in-house sales team.

Low cost for expanding into new markets – a network of local partners can help you establish a presence in a new region or market with a fairly low initial investment. You don't need to incorporate and manage new companies, advertise locally, hire people in remote locations or manage new offices.

10.4.2 Two-Post Lift Distributors and Sales Agents in Global

Table 81. Two-Post Lift Distributors and Sales Agents in Europe and UK market

Company	Headquarters	Website
LiftMotive	Netherlands	https://liftmotive.com/
PV Automotive GmbH	Germany	https://www.pvautomotive.de/
Stahlgruber	Germany	https://www.stahlgruber.de
Wholesale Lifts, LLC	US	https://liftswholesale.com/
EDI	US	https://equipmentdistributors.com
Automax Tools	UAE	https://www.automaxtools.me
Eagle Equipment	US	https://www.eagleequip.com

Source: Above companies and Secondary Sources, Expert Interviews and MARKET MONITOR GLOBAL, INC, 2023

11 Conclusion

1. Sales and Revenues

Europe Two-Post Lift market size in terms of revenue is projected to reach 166.26 Million USD by 2029 from 131.93 Million USD in 2022, with a CAGR 3.16% during 2023-2029. Europe Two-Post Lift market size in terms of sales is projected to reach 52,233 Units by 2029 from 42,367 Units in 2022, with a CAGR 3.01% during 2023-2029.

2. Competition

The representative players in Europe Two-Post Lift market are Vehicle Service Group, Nussbaum (Steril Group), BendPak, MAHA and Cascos Lifts., accounting for 64.06% market share in terms of revenues in 2022. The market concentration rate is relatively high.

4. Product Classification

Two-Post Lift mainly includes ≤ 3.5 t, 3.5-4.5 t, 4.5-6.5 t and > 6.5 t (according to load capacity). ≤ 3.5 t Two-Post Lift accounts for 49.58% market share in terms of sales in 2022.

5. Downstream Market

Two-Post Lift is mainly used in Automobile Repair Shop, 4S Shop and Other Application. The representative application is Automobile Repair Shop, accounting for 76.80% market share in terms of sales in 2022.

6. Price

The price of Two-Post Lift differs from company to company, as there is a great difference in terms of load capacity, quality, and application, etc. The average price is changing yearly in general, for the raw material price and labor cost etc combined factors.

12 Appendix

12.1 Note

- This table of contents (TOC) is tentative and is subject to further refinement during the course of the research
- Enlisted companies represent partial list of market participants. Profiles of specific companies if required, shall be added to the report upon request
- Company figures and market share is subject to companies reporting sales in public domain and data availability through primary interviews
- Market segmentation or taxonomy is tentative and is subject to change upon further detailed analysis of the target market

12.2 Examples of Clients



12.3 Disclaimer

MARKET MONITOR GLOBAL, INC (MMG) is an informative market research company involved in sharing market- related insights. The analyses and graphics contained in our research reports or on www.marketmonitorglobal.com are obtained from authentic sources, which are analysed, and cross-validated by Key Opinion Leaders (KOLs) in the respective industries. The quantitative information contained in MARKET MONITOR GLOBAL, INC (MMG)'s reports is primarily based on interviews and therefore, can be subject to fluctuation. MMG takes no responsibility for any incorrect information supplied by manufacturers, users, or other entities.

Market research reports from MMG are intended for customers' internal use only and not for general publication or disclosure to third parties.

No part of the reports or services may be resold, circulated, lent, or disclosed to non-customers without the written permission of MMG. Furthermore, no part may be reproduced, or transmitted in any form or by any means, electronic, photocopying, mechanical, recording, or otherwise without the permission of the publisher, i.e., MARKET MONITOR GLOBAL, INC (MMG).

All trademarks, copyrights, and other forms of intellectual property belong to their respective owners and may be protected by copyright laws. Under no circumstance can any of the copyrighted material be reproduced in any form without the prior written agreement of their owner.

All statements of fact, opinion, or analysis expressed in reports are those of the respective analysts. They do not necessarily reflect formal positions or views of MMG. The information used, and statements of fact made are not guarantees, warranties, or representations as to their completeness or accuracy. MARKET MONITOR GLOBAL, INC (MMG) assumes no liability for any short-term or long-term decisions made by any client, based on the analysis included in our reports.

For more information regarding permissions, reach out to us at

sales@marketmonitorglobal.com

A faint, light blue world map is visible in the background of the entire page, centered behind the text.

CONTACT US

- Email: sales@marketmonitorglobal.com
- US: +1-3236076188
- www.marketmonitorglobal.com